



Club Health Assessment for District 380 through December 2025

			Status	Membership						Reports				Finance	LCIF	
Club Number	Club Name	Charter Date	Times in Status Quo in Past 2 Years	Current Member Count **	YTD Members Added	YTD Members Dropped	YTD Net Growth% ***	Member Count 1 Year Ago	Dropped Members Avg.Length of Service	Months Since Membership Update	Current Officers Reported ****	Current President Repeated Term	VP Reported *****	Last Date Reported Service (mm/yyyy)	Account Balance	YTD Donations
Clubs less than two years old																
157928	Shen Zhen Ai Xin	06/28/2024	Active	36	8	0	28.57%	35		1	N	None				
181351	Shenzhen Ai Hua	03/14/2025	Active	18	1	0	5.88%	0		2	N	None				
172134	Shenzhen Bei Dou	06/28/2024	Active	15	1	0	7.14%	27		0	N	None				
172131	Shenzhen Hua Ai	06/28/2024	Active	28	2	1	3.70%	30	1	3	N	None				
172114	Shenzhen Le Tong	06/28/2024	Active	24	3	0	14.29%	29		2	N	None				
190860	Shenzhen Shang Shan	11/12/2025	Newly Chartered	26	26	0	100.00%	0		1	Y		N			
172085	Shenzhen Shao Hua	06/28/2024	Active	26	4	0	18.18%	29		2	N	None				
181827	Shenzhen Shen Shan	05/08/2025	Active	30	1	0	3.45%	0		3	N	None				
172082	Shenzhen Wan Qu	06/27/2024	Active(1)	21	21	20	5.00%	25	2	2	Y	2				
179607	Shenzhen Xi Sheng	11/21/2024	Active	32	11	0	52.38%	25		0	N	None				
172328	Shenzhen Xing Chen	06/28/2024	Active	13	2	0	18.18%	25		1	N	None				
179608	Shenzhen Zheng Xin	11/21/2024	Active	21	3	0	16.67%	26		3	N	None				
190348	Shenzhen Zhi Xue	12/18/2025	Newly Chartered	28	28	0	100.00%	0		0	Y		N			
181924	Shenzhen Zi Fei Yu	06/14/2025	Active	30	0	0	0.00%	0		6	N	None				
Clubs more than two years old																
65268	CHINA SHENZHEN Exc Award (06/30/2016, 06/30/2018, 06/30/2024, 06/30/2025)	04/08/2002	Active	47	1	0	2.17%	41		1	N	None		09/2018		
67363	CHINA SHENZHEN BA GUA LING	02/28/2003	Active(1)	28	3	0	12.00%	28		3	N	None		04/2018		
67372	CHINA SHENZHEN BAO AN Exc Award (06/30/2016, 06/30/2019)	02/28/2003	Active(1)	32	3	0	10.34%	31		3	N	None		10/2018		
67357	CHINA SHENZHEN BI JIA SHAN Exc Award (06/30/2016, 06/30/2018)	02/28/2003	Active	38	9	0	31.03%	30		1	N	None		01/2017		
67358	CHINA SHENZHEN BIN HE Exc Award (06/30/2017)	02/28/2003	Active(1)	17	2	0	13.33%	16		3	N	None		08/2016		
67359	CHINA SHENZHEN CAI TIAN	02/28/2003	Active(1)	13	0	0	0.00%	16		6	N	None		08/2017		



Club Health Assessment for District 380 through December 2025

			Status	Membership						Reports				Finance		LCIF
Club Number	Club Name	Charter Date	Times in Status Quo in Past 2 Years	Current Member Count **	YTD Members Added	YTD Members Dropped	YTD Net Growth% ***	Member Count 1 Year Ago	Dropped Members Avg.Length of Service	Months Since Membership Update	Current Officers Reported ****	Current President Repeated Term	VP Reported *****	Last Date Reported Service (mm/yyyy)	Account Balance	YTD Donations
67561	CHINA SHENZHEN GAO XIN	03/31/2003	Active(1)	47	2	1	2.17%	46	12	2	N	None		11/2018		
	Exc Award (06/30/2016, 06/30/2017, 06/30/2023)															
67371	CHINA SHENZHEN HONG LI	02/28/2003	Active(1)	40	1	0	2.56%	39		1	N	None		09/2018		
	Exc Award (06/30/2016)															
67439	CHINA SHENZHEN HONG SHU WAN	03/14/2003	Active	24	13	0	118.18%	15		0	N	None		04/2016		
67360	CHINA SHENZHEN HUA QIANG	02/28/2003	Active	2	0	6	-75.00%	12	7	3	N	None		09/2018		
67364	CHINA SHENZHEN HUA QIAO CHENG	02/28/2003	Active(1)	30	8	0	36.36%	24		1	N	None		09/2017		
	Exc Award (06/30/2017)															
67565	CHINA SHENZHEN HUANG GANG	03/31/2003	Active	36	2	0	5.88%	34		3	N	None		06/2015		
	Exc Award (06/30/2018)															
130596	China Shenzhen Jing Feng	03/31/2017	Active	22	1	0	4.76%	22		3	N	None				
67361	CHINA SHENZHEN LIAN HUA SHAN	02/28/2003	Active(1)	29	3	0	11.54%	27		2	N	None		12/2018		
	Exc Award (06/30/2017, 06/30/2025)															
67544	CHINA SHENZHEN NAN HAI	03/31/2003	Active(1)	18	2	0	12.50%	21		2	N	None		10/2017		
	Exc Award (06/30/2016, 06/30/2017)															
67547	CHINA SHENZHEN PENG CHENG	03/31/2003	Active	27	0	0	0.00%	28		6	N	None		04/2018		
	Exc Award (06/30/2018)															
108535	CHINA SHENZHEN PING SHAN	06/01/2010	Active(1)	37	1	0	2.78%	43		5	N	None		02/2015		
	Exc Award (06/30/2023)															
67546	CHINA SHENZHEN SHA JING	03/31/2003	Active(1)	30	0	0	0.00%	30		6	N	None		10/2017		
	Exc Award (06/30/2016, 06/30/2023)															
67575	CHINA SHENZHEN SHANG BU	03/31/2003	Active(1)	41	1	0	2.50%	41		4	N	None		10/2018		\$1,000.00
	Exc Award (06/30/2016, 06/30/2017, 06/30/2018, 06/30/2023)															
67545	CHINA SHENZHEN SHENZHEN WAN	03/31/2003	Active	29	4	0	16.00%	27		2	N	None		10/2018		
	Exc Award (06/30/2016, 06/30/2018)															
67367	CHINA SHENZHEN SI HAI	02/28/2003	Active(1)	3	2	0	200.00%	2		3	N	None		12/2014	90+ Days	
67373	CHINA SHENZHEN WEN JIN	02/28/2003	Active(1)	25	3	0	13.64%	23		2	N	None		07/2018		
67574	CHINA SHENZHEN XIANG MI HU	03/31/2003	Active	47	4	0	9.30%	45		2	N	None		10/2018		



Club Health Assessment for District 380 through December 2025

			Status	Membership						Reports				Finance	LCIF	
Club Number	Club Name	Charter Date	Times in Status Quo in Past 2 Years	Current Member Count **	YTD Members Added	YTD Members Dropped	YTD Net Growth% ***	Member Count 1 Year Ago	Dropped Members Avg.Length of Service	Months Since Membership Update	Current Officers Reported ****	Current President Repeated Term	VP Reported *****	Last Date Reported Service (mm/yyyy)	Account Balance	YTD Donations
Exc Award (06/30/2017, 06/30/2019, 06/30/2023)																
67572	CHINA SHENZHEN XIN ZHOU	03/31/2003	Active	24	1	1	0.00%	23	3	1	N	None		10/2016		
Exc Award (06/30/2016)																
67353	CHINA SHENZHEN YAN TIAN	02/28/2003	Active	37	2	0	5.71%	37		2	N	None		10/2018		
Exc Award (06/30/2016, 06/30/2017, 06/30/2022)																
67370	CHINA SHENZHEN YI TIAN	02/28/2003	Active(1)	32	0	0	0.00%	34		4	N	None		06/2016		
Exc Award (06/30/2016, 06/30/2019, 06/30/2022, 06/30/2023)																
67369	CHINA SHENZHEN YIN HU	02/28/2003	Active(1)	45	4	1	7.14%	42	1	0	N	None		12/2017		
Exc Award (06/30/2016, 06/30/2017, 06/30/2018)																
89396	SHENZHEN FU YONG	10/10/2005	Active(1)	44	4	0	10.00%	45		1	N	None		11/2018		
Exc Award (06/30/2016)																
133750	Shenzhen Bai Bei	01/29/2018	Active	15	0	0	0.00%	13		6	N	None		11/2017		
109663	SHENZHEN BAI HE	11/09/2010	Active	19	5	0	35.71%	22		1	N	None		11/2018		
Exc Award (06/30/2019)																
129778	Shenzhen Bao Qing	01/06/2017	Active	8	0	0	0.00%	10		6	N	None		09/2017		
130566	Shenzhen Bei Ke	03/30/2017	Active(1)	22	1	0	4.76%	20		2	N	None		11/2018		
Exc Award (06/30/2018)																
124661	Shenzhen Bei Shan	04/15/2015	Active	24	5	0	26.32%	19		0	N	None		10/2018		
Exc Award (06/30/2016)																
108427	SHENZHEN BO AI	05/21/2010	Active(1)	40	2	1	2.56%	43	15	2	N	None		09/2018		
Exc Award (06/30/2016, 06/30/2017)																
118962	SHENZHEN BO SHANG JING YING	03/18/2013	Active(1)	33	8	0	32.00%	25		1	N	None		09/2015		
Exc Award (06/30/2016)																
126547	Shenzhen Bo Ya	01/27/2016	Active	40	2	0	5.26%	40		3	N	None		05/2018		
107582	SHENZHEN CAI HONG	02/17/2010	Active(1)	3	0	0	0.00%	3		18	N	None		02/2015		
127972	Shenzhen Chang Yuan	06/23/2016	Active	32	3	0	10.34%	25		1	N	None		10/2018		
Exc Award (06/30/2025)																
98699	SHENZHEN CHUN FENG	04/25/2007	Active(1)	25	0	0	0.00%	24		8	N	None		02/2015		
123292	Shenzhen Chun Tian	10/07/2014	Active(1)	24	1	0	4.35%	31		5	N	None		08/2018		



Club Health Assessment for District 380 through December 2025

			Status	Membership					Reports					Finance	LCIF	
Club Number	Club Name	Charter Date	Times in Status Quo in Past 2 Years	Current Member Count **	YTD Members Added	YTD Members Dropped	YTD Net Growth% ***	Member Count 1 Year Ago	Dropped Members Avg.Length of Service	Months Since Membership Update	Current Officers Reported ****	Current President Repeated Term	VP Reported *****	Last Date Reported Service (mm/yyyy)	Account Balance	YTD Donations
Exc Award (06/30/2016, 06/30/2017)																
109662	SHENZHEN CI SHAN SHOU CANG	11/09/2010	Active	29	2	0	7.41%	29		0	N	None		12/2018		
Exc Award (06/30/2017, 06/30/2019)																
117075	SHENZHEN DA DI	06/04/2012	Active(1)	29	2	0	7.41%	28		1	N	None		09/2014		
Exc Award (06/30/2018)																
105458	SHENZHEN DA TONG	05/12/2009	Active	33	3	0	10.00%	39		1	N	None		10/2018		
105305	SHENZHEN DA ZI RAN	04/21/2009	Active	18	1	0	5.88%	18		4	N	None		11/2018		
89119	SHENZHEN DI WANG	08/19/2005	Active(1)	29	4	1	11.54%	29	10	3	N	None		10/2018		
Exc Award (06/30/2016)																
98198	SHENZHEN DONG FANG MEI GUI	12/21/2006	Active	26	1	1	0.00%	21	2	1	N	None		12/2018		
Exc Award (06/30/2016, 06/30/2018)																
84536	SHENZHEN DONG HAI	12/13/2004	Active(1)	16	0	1	-5.88%	18	9	3	N	None		07/2017		
104341	SHENZHEN FENG HUANG	01/13/2009	Active(1)	22	0	0	0.00%	25		6	N	None		11/2018		
112162	SHENZHEN FU AI	09/08/2011	Active(1)	33	5	0	17.86%	30		0	N	None		12/2018		
Exc Award (06/30/2017, 06/30/2023)																
107115	SHENZHEN FU TIAN	12/18/2009	Active	15	0	0	0.00%	19		6	N	None		01/2017		
Exc Award (06/30/2017)																
107451	SHENZHEN GUAN AI	02/10/2010	Active(1)	13	0	0	0.00%	14		6	N	None		11/2014		
Exc Award (06/30/2016)																
118025	SHENZHEN GUAN LAN	10/15/2012	Active(1)	39	3	0	8.33%	29		1	N	None		08/2017		
Exc Award (06/30/2016, 06/30/2017)																
123317	Shenzhen Hai Shang Chang Xiu	10/08/2014	Active	25	1	0	4.17%	34		3	N	None		12/2017		
Exc Award (06/30/2016, 06/30/2017)																
118201	SHENZHEN HAI SHANG YUN TIAN	10/29/2012	Active(1)	38	2	0	5.56%	32		3	N	None		09/2018		
Exc Award (06/30/2016, 06/30/2017)																
124861	Shenzhen Hai Yue	05/15/2015	Active	37	10	1	32.14%	25	10	2	N	None				
Exc Award (06/30/2016)																
126609	Shenzhen Hai Zhi Han	01/27/2016	Active	39	17	0	77.27%	0		1	N	None				
130821	Shenzhen Hai Zhi Yun	05/10/2017	Active	24	4	0	20.00%	26		0	N	None				
99846	SHENZHEN HE PING	06/29/2007	Active	27	2	0	8.00%	32		1	N	None		12/2018		
Exc Award (06/30/2018)																



Club Health Assessment for District 380 through December 2025

			Status	Membership						Reports				Finance	LCIF	
Club Number	Club Name	Charter Date	Times in Status Quo in Past 2 Years	Current Member Count **	YTD Members Added	YTD Members Dropped	YTD Net Growth% ***	Member Count 1 Year Ago	Dropped Members Avg.Length of Service	Months Since Membership Update	Current Officers Reported ****	Current President Repeated Term	VP Reported *****	Last Date Reported Service (mm/yyyy)	Account Balance	YTD Donations
125118	Shenzhen He Yi	06/26/2015	Active	31	3	0	10.71%	26		3	N	None		11/2017		
129594	Shenzhen Hong Ya	12/12/2016	Active	37	1	0	2.78%	36		2	N	None				
	Exc Award (06/30/2019)															
123061	Shenzhen Hong Yang	09/02/2014	Active	34	6	0	21.43%	28		0	N	None		09/2018		
123322	Shenzhen Hua Han	10/09/2014	Active	31	0	0	0.00%	26		7	N	None		07/2018		
	Exc Award (06/30/2023)															
106442	SHENZHEN HUA LIN	08/31/2009	Active(1)	22	2	0	10.00%	28		1	N	None		12/2018		
	Exc Award (06/30/2016, 06/30/2017)															
129803	Shenzhen Hua Shang	02/22/2017	Active(1)	30	0	0	0.00%	32		6	N	None		09/2018		
	Exc Award (06/30/2019, 06/30/2022)															
123398	Shenzhen Hua Tian	10/16/2014	Active	27	5	0	22.73%	29		2	N	None		08/2018		
	Exc Award (06/30/2017, 06/30/2023)															
108534	SHENZHEN HUA XIANG	06/01/2010	Active	50	1	0	2.04%	52		3	N	None		02/2018		
124932	Shenzhen Hua Yuan	05/20/2015	Active	21	5	0	31.25%	13		0	N	None		07/2018		
128958	Shenzhen Hua Yue	10/17/2016	Active	22	1	0	4.76%	24		1	N	None				
120854	Shenzhen Hualei	12/02/2013	Active	22	3	0	15.79%	21		1	N	None		12/2017		
	Exc Award (06/30/2016, 06/30/2017)															
123323	Shenzhen Jiang Shan	10/09/2014	Active	21	5	2	16.67%	18	9	1	N	None		09/2018		
	Exc Award (06/30/2023)															
123062	Shenzhen Jin Xiu	09/02/2014	Active	23	3	0	15.00%	21		0	N	None		12/2018		
	Exc Award (06/30/2017)															
82472	SHENZHEN JING TIAN	05/28/2004	Active	27	2	0	8.00%	25		2	N	None		09/2017		
	Exc Award (06/30/2017, 06/30/2022, 06/30/2023, 06/30/2025)															
118716	SHENZHEN JING YING	02/04/2013	Active(1)	34	10	0	41.67%	29		1	N	None		09/2018		
	Exc Award (06/30/2017, 06/30/2019)															
119257	SHENZHEN LAN TIAN	04/29/2013	Active(1)	23	2	0	9.52%	24		0	N	None		11/2017		
	Exc Award (06/30/2017)															
131129	Shenzhen Le Du Juan	05/31/2017	Active(1)	23	0	0	0.00%	25		6	N	None		11/2017		
	Exc Award (06/30/2018)															
123397	Shenzhen Le Shan	10/16/2014	Active	33	4	4	0.00%	30	6	1	N	None		08/2016		
	Exc Award (06/30/2017, 06/30/2023)															



Club Health Assessment for District 380 through December 2025

			Status	Membership						Reports					Finance	LCIF
Club Number	Club Name	Charter Date	Times in Status Quo in Past 2 Years	Current Member Count **	YTD Members Added	YTD Members Dropped	YTD Net Growth% ***	Member Count 1 Year Ago	Dropped Members Avg.Length of Service	Months Since Membership Update	Current Officers Reported ****	Current President Repeated Term	VP Reported *****	Last Date Reported Service (mm/yyyy)	Account Balance	YTD Donations
103937	SHENZHEN LI CHENG	11/07/2008	Active(1)	82	5	0	6.49%	81		1	N	None		09/2018		
	Exc Award (06/30/2016, 06/30/2017)															
108426	SHENZHEN LIAN HE	05/21/2010	Active	34	1	0	3.03%	32		3	N	None		11/2015		
	Exc Award (06/30/2016, 06/30/2017, 06/30/2018)															
130656	Shenzhen Liang Tong	04/06/2017	Active	23	1	0	4.55%	20		2	N	None		09/2018		
	Exc Award (06/30/2023)															
107452	SHENZHEN LIN MAO	02/10/2010	Active	19	3	0	18.75%	20		0	N	None		02/2015		
127791	Shenzhen Ling Ying	06/06/2016	Active	37	4	0	12.12%	30		2	N	None				
103936	SHENZHEN LONG CHENG	11/07/2008	Active(1)	56	4	0	7.69%	57		1	N	None		08/2018		
	Exc Award (06/30/2017, 06/30/2023)															
82471	SHENZHEN LONG HUA	05/28/2004	Active(1)	49	1	0	2.08%	53		0	N	None		09/2018		
	Exc Award (06/30/2016, 06/30/2017, 06/30/2019)															
124862	Shenzhen Long Teng	05/15/2015	Active	0	1	1	0.00%	1	10	2	N	None		12/2018		
	Exc Award (06/30/2016)															
129762	Shenzhen Long Teng Jing Dian	01/11/2017	Active	18	5	0	38.46%	13		0	N	None		12/2018		
131455	Shenzhen Meng Xiang	06/21/2017	Active	11	0	0	0.00%	12		9	N	None		11/2018		
	Exc Award (06/30/2018)															
127952	Shenzhen Ming De	06/15/2016	Active	22	0	0	0.00%	24		6	N	None		10/2018		
	Exc Award (06/30/2018)															
121227	Shenzhen Ming Jia Shan Pin	01/24/2014	Active	39	1	0	2.63%	40		2	N	None		01/2018		
	Exc Award (06/30/2017, 06/30/2021, 06/30/2023)															
111456	SHENZHEN MING REN	06/23/2011	Active	16	0	0	0.00%	16		6	N	None		07/2017		
	Exc Award (06/30/2018)															
132117	Shenzhen Peng Ai	06/30/2017	Active	19	1	1	0.00%	18	4	1	N	None				
127792	Shenzhen Peng Bo Jing Ying	06/06/2016	Active(1)	37	6	0	19.35%	31		0	N	None		01/2018		
	Exc Award (06/30/2018)															
109661	SHENZHEN PENG ZHENG	11/09/2010	Active	22	2	1	4.76%	21	9	3	N	None		09/2017		
	Exc Award (06/30/2019)															
89118	SHENZHEN PING DI	08/19/2005	Active	10	0	0	0.00%	15		6	N	None		09/2018		
	Exc Award (06/30/2019)															



Club Health Assessment for District 380 through December 2025

			Status	Membership						Reports				Finance	LCIF	
Club Number	Club Name	Charter Date	Times in Status Quo in Past 2 Years	Current Member Count **	YTD Members Added	YTD Members Dropped	YTD Net Growth% ***	Member Count 1 Year Ago	Dropped Members Avg.Length of Service	Months Since Membership Update	Current Officers Reported ****	Current President Repeated Term	VP Reported *****	Last Date Reported Service (mm/yyyy)	Account Balance	YTD Donations
117851	SHENZHEN QI CHENG	09/18/2012	Active(1)	32	5	0	18.52%	34		0	N	None		09/2017		
	Exc Award (06/30/2016)															
120757	Shenzhen Qi Hang	11/14/2013	Active	8	0	0	0.00%	11		6	N	None		10/2016		
	Exc Award (06/30/2016)															
130430	Shenzhen Qian Cheng	03/15/2017	Active	24	2	0	9.09%	27		2	N	None		09/2018		
	Exc Award (06/30/2018)															
95242	SHENZHEN QIAN HAI	02/07/2006	Active(1)	20	3	0	17.65%	19		0	N	None		01/2018		
	Exc Award (06/30/2016, 06/30/2017)															
134925	Shenzhen Shan De	05/29/2018	Active(1)	12	2	0	20.00%	16		4	N	None		09/2018		
	Exc Award (06/30/2023)															
119903	Shenzhen Shang Zhi Lian	06/29/2013	Active	32	1	1	0.00%	35	1	3	N	None		01/2018		
	Exc Award (06/30/2016)															
118015	SHENZHEN SHEN ZHOU	10/12/2012	Active(1)	36	2	0	5.88%	34		3	N	None		11/2018		
121796	Shenzhen Shou La Shou	04/07/2014	Active(1)	21	0	1	-4.55%	22	12	1	N	None		12/2018		
	Exc Award (06/30/2019)															
99848	SHENZHEN SONG GANG	06/29/2007	Active	28	6	0	27.27%	20		2	N	None		12/2018		
112057	SHENZHEN SONG MING	08/17/2011	Active	23	6	0	35.29%	20		2	N	None		11/2016		
	Exc Award (06/30/2018)															
129802	Shenzhen Sunshine Football	01/11/2017	Active	23	0	0	0.00%	20		6	N	None		10/2018		
115448	SHENZHEN TAI AN	10/31/2011	Active	32	3	0	10.34%	29		1	N	None		10/2018		
	Exc Award (06/30/2017)															
118961	SHENZHEN TAI LAI	03/18/2013	Active	29	3	0	11.54%	36		3	N	None		09/2018		
133756	Shenzhen Tai Shan	01/29/2018	Active	17	4	0	30.77%	12		0	N	None		04/2018		
	Exc Award (06/30/2019)															
110243	SHENZHEN TAI SHENG	01/27/2011	Active(1)	19	4	0	26.67%	11		3	N	None		02/2015		
124345	Shenzhen Tang Xuan	04/15/2015	Active	22	0	0	0.00%	27		6	N	None		01/2016		
	Exc Award (06/30/2016)															
107579	SHENZHEN TAO YUAN	02/17/2010	Active	18	0	0	0.00%	22		6	N	None		07/2018		
	Exc Award (06/30/2016, 06/30/2019)															
123620	Shenzhen Tian Cheng	11/12/2014	Active	40	0	0	0.00%	40		6	N	None		12/2018		
	Exc Award (06/30/2017, 06/30/2019)															
107583	SHENZHEN TIAN DE	02/17/2010	Active(1)	21	5	0	31.25%	16		1	N	None		09/2018		



Club Health Assessment for District 380 through December 2025

			Status	Membership						Reports				Finance	LCIF	
Club Number	Club Name	Charter Date	Times in Status Quo in Past 2 Years	Current Member Count **	YTD Members Added	YTD Members Dropped	YTD Net Growth% ***	Member Count 1 Year Ago	Dropped Members Avg.Length of Service	Months Since Membership Update	Current Officers Reported ****	Current President Repeated Term	VP Reported *****	Last Date Reported Service (mm/yyyy)	Account Balance	YTD Donations
Exc Award (06/30/2016, 06/30/2017)																
123318	Shenzhen Tian En	10/08/2014	Active	18	3	0	20.00%	15		1	N	None		02/2018		
Exc Award (06/30/2016, 06/30/2017)																
133800	Shenzhen Tian Hua	02/02/2018	Active	25	0	0	0.00%	25		6	N	None				
132114	Shenzhen Tong Xin	06/30/2017	Active	31	6	1	19.23%	31	8	1	N	None				
97772	SHENZHEN WU TONG SHAN	09/29/2006	Active	14	0	0	0.00%	16		6	N	None		09/2018		
89397	SHENZHEN XI LI	10/10/2005	Active	17	0	0	0.00%	19		6	N	None		07/2018		
Exc Award (06/30/2017)																
105825	SHENZHEN XI XIANG	06/17/2009	Active(1)	30	3	0	11.11%	26		1	N	None		08/2017		
Exc Award (06/30/2016, 06/30/2017)																
99847	SHENZHEN XIAN HU	06/29/2007	Active(1)	45	1	0	2.27%	43		0	N	None		11/2017		
Exc Award (06/30/2016, 06/30/2017, 06/30/2018, 06/30/2023, 06/30/2024)																
105827	SHENZHEN XIANG SHAN	06/16/2009	Active(1)	23	2	0	9.52%	21		3	N	None		01/2016		
Exc Award (06/30/2017)																
112064	SHENZHEN XIAO TONG	08/19/2011	Active	63	14	0	28.57%	38		1	N	None		11/2015		
Exc Award (06/30/2022)																
109664	SHENZHEN XIN AN	11/09/2010	Active	50	1	1	0.00%	56	0	3	N	None		12/2018		
Exc Award (06/30/2016, 06/30/2018)																
105828	SHENZHEN XIN XING	06/16/2009	Active(1)	41	5	2	7.89%	39	7	1	N	None		11/2014		
Exc Award (06/30/2016, 06/30/2023, 06/30/2024)																
123914	Shenzhen Xing Fu	01/05/2015	Active	27	0	0	0.00%	32		6	N	None		12/2018		
Exc Award (06/30/2019)																
121797	Shenzhen Xing Huo	04/07/2014	Active(1)	16	1	0	6.67%	14		2	N	None		06/2016		
Exc Award (06/30/2016)																
118891	SHENZHEN XING ZHI	03/06/2013	Active	22	4	0	22.22%	21		0	N	None		09/2015		
Exc Award (06/30/2017)																
106654	SHENZHEN YANG GUANG	09/24/2009	Active	18	0	0	0.00%	20		6	N	None				
122054	Shenzhen Yi Shan	06/04/2014	Active	35	7	0	25.00%	31		1	N	None		02/2015		
126546	Shenzhen Zhen Hua	01/28/2016	Active	29	5	0	20.83%	25		1	N	None		04/2018		
Exc Award (06/30/2017)																
118892	SHENZHEN ZHENG DAO	03/06/2013	Active(1)	52	5	1	8.33%	52	1	0	N	None		10/2018		



Club Health Assessment for District 380 through December 2025

INTERNATIONAL

Club Number	Club Name	Charter Date	Status	Membership					Reports					Finance	LCIF
			Times in Status Quo in Past 2 Years	Current Member Count **	YTD Members Added	YTD Members Dropped	YTD Net Growth% ***	Member Count 1 Year Ago	Dropped Members Avg.Length of Service	Months Since Membership Update	Current Officers Reported ****	Current President Repeated Term	VP Reported *****	Last Date Reported Service (mm/yyyy)	Account Balance
Exc Award (06/30/2023)															
124988	Shenzhen Zhong Tian	06/16/2015	Active	31	4	0	14.81%	32		1	N	None		11/2018	
87932	SHENZHEN ZHONG XIN QU	04/28/2005	Active	45	8	0	21.62%	43		1	N	None		10/2016	
Exc Award (06/30/2016, 06/30/2017, 06/30/2023)															
118029	SHENZHEN ZI MENG	10/15/2012	Active	43	1	2	-2.27%	47	4	2	N	None		09/2017	
Exc Award (06/30/2019, 06/30/2020)															

Clubs Cancelled Previous Fiscal Year – Clubs Cancelled within last 12 months may be reinstated

Club Number	Club Name	Charter Date	Current Status*	Cancellation Date
93566	CHINA SHENZHEN BAO SHUI QU	01/06/2006	Cancelled(6*)	03/29/2025
67548	CHINA SHENZHEN SHE KOU	03/31/2003	Cancelled(6*)	03/29/2025
127790	Shenzhen Jie Cheng	06/06/2016	Cancelled(6*)	03/29/2025
130799	Shenzhen Jin Ming Yi Shu	04/27/2017	Cancelled(6*)	03/29/2025
131428	Shenzhen Qi Xing	06/21/2017	Cancelled(6*)	03/29/2025
119579	Shenzhen Shi Ying	06/06/2013	Cancelled(6*)	03/29/2025

Current Total Clubs Count	YTD New Clubs Count	YTD Cancelled Clubs Count	YTD Net Club Gain	Current Total Members Count	YTD Add	YTD Drop	YTD Net Growth	YTD Net Growth %	Member Count 12 Months Ago	Average Member Count Per Club	% of Clubs with less than 20 members	% No Officer Report in 12 Months	% of Clubs with balance 90+ days	Number of Clubs in Status Quo	% Status Quo Clubs in Financial Suspension	Number of Cancelled Clubs	Average Cancelled Club Age	Members Lost Due to Cancellation	% of Clubs Cancelled for Non-Financial Reasons
147	2	0	2	4,106	475	53	422	11.45%	3,864	28	22%	96%	1%	0	0%	0	0	0	0%

* - P - Priority Club. Cancellation Reasons: 1-Objectives/conduct, 2-Non-active club, 5-Non-existing club, 6-Disbanding, 7-Merger, 8-Financial Suspension, 9-District/Multiple District Dues.

** Red denotes below 15 active members.

*** Red denotes 20% + loss.

**** Y - all 3 (President, Secretary, Treasurer) club officers reported, N - not all 3 reported.

***** Abbreviation: N-New, IP-Immediate Past, R-Repeat.



Club Health Assessment for District 381 through December 2025

			Status	Membership					Reports					Finance	LCIF	
Club Number	Club Name	Charter Date	Times in Status Quo in Past 2 Years	Current Member Count **	YTD Members Added	YTD Members Dropped	YTD Net Growth% ***	Member Count 1 Year Ago	Dropped Members Avg.Length of Service	Months Since Membership Update	Current Officers Reported ****	Current President Repeated Term	VP Reported *****	Last Date Reported Service (mm/yyyy)	Account Balance	YTD Donations
Clubs less than two years old																
156970	Guangdong Baijie	01/08/2024	Active	27	0	0	0.00%	23		4	N					
157002	Guangdong Guanghe	01/08/2024	Active	33	0	0	0.00%	30		4	N					
181853	Guangdong GuangZe	07/23/2025	Active	28	28	0	100.00%	0		5	Y					
181967	Guangdong HeYun	06/14/2025	Active	19	0	0	0.00%	0		6	N	None				
181902	Guangdong QingShi	07/23/2025	Active	25	25	0	100.00%	0		5	Y					
181818	Guangdong QiXing	07/23/2025	Active	34	34	0	100.00%	0		5	Y					
182008	Guangdong ShaoYuan	06/14/2025	Active	23	0	0	0.00%	0		6	N	None				
157003	Guangdong Shien	01/08/2024	Active	24	0	0	0.00%	23		4	N					
157004	Guangdong Wan Zhong	01/31/2024	Active	28	0	0	0.00%	25		4	N					
157005	Guangdong Wonder	01/31/2024	Active	26	0	0	0.00%	27		4	N					
181584	Guangdong Xinchuangmei	06/14/2025	Active	30	0	0	0.00%	0		6	N	None				
181691	Guangdong XingTongXing	07/17/2025	Active	25	25	0	100.00%	0		5	Y					
181952	Guangdong XiongShi	07/23/2025	Active	24	24	0	100.00%	0		5	Y					
157006	Guangdong Yuemao	02/29/2024	Active	23	0	0	0.00%	27		4	N					
181603	Guangdong Zhengxin	07/15/2025	Active	24	25	1	100.00%	0	0	2	Y					
157007	Guangdong Zhishan	01/31/2024	Active	35	0	0	0.00%	33		6	N					
157008	Guangdong Zhiyuan	01/31/2024	Active	21	0	0	0.00%	23		4	N					
Clubs more than two years old																
107919	CHINA GUANGDONG ALL IN LOVE	03/26/2010	Active	23	0	0	0.00%	20		4	N			08/2016		
106456	CHINA GUANGDONG BRIGHT AVENUE	09/08/2009	Active	30	0	0	0.00%	25		4	N			08/2015		
105307	CHINA GUANGDONG CHA CHENG	04/21/2009	Active	27	0	0	0.00%	24		4	N			03/2015		
105306	CHINA GUANGDONG DE AI	04/21/2009	Active	26	0	0	0.00%	25		4	N			07/2015		
107918	CHINA GUANGDONG DIAMOND	03/26/2010	Active	18	0	2	-10.00%	23	10	4	N			08/2015		
82572	CHINA GUANGDONG DREAM ACHIEVEMENT	06/08/2004	Active	33	0	0	0.00%	33		4	N			07/2015		
106331	CHINA GUANGDONG GUANGDA	08/20/2009	Active	33	0	0	0.00%	30		4	N			03/2015		



Club Health Assessment for District 381 through December 2025

			Status	Membership						Reports				Finance	LCIF	
Club Number	Club Name	Charter Date	Times in Status Quo in Past 2 Years	Current Member Count **	YTD Members Added	YTD Members Dropped	YTD Net Growth% ***	Member Count 1 Year Ago	Dropped Members Avg.Length of Service	Months Since Membership Update	Current Officers Reported ****	Current President Repeated Term	VP Reported *****	Last Date Reported Service (mm/yyyy)	Account Balance	YTD Donations
82706	CHINA GUANGDONG GUANGZHOU	06/21/2004	Active	12	2	0	20.00%	15		3	N	None		08/2014		
107078	CHINA GUANGDONG HAND IN HAND	12/17/2009	Active	21	0	0	0.00%	20		4	N	2		03/2015		
82697	CHINA GUANGDONG HAOJING	06/21/2004	Active	27	0	0	0.00%	28		4	N			07/2015		
103940	CHINA GUANGDONG HAPPY	11/10/2008	Active	25	0	0	0.00%	24		2	N			09/2015		
97774	CHINA GUANGDONG HEART TO HEART	09/29/2006	Active	31	0	0	0.00%	33		4	N			03/2015		
65267	CHINA GUANGDONG HOST	04/08/2002	Active	37	0	0	0.00%	38		4	N			03/2015		
105455	CHINA GUANGDONG LIFE POWER	05/12/2009	Active	22	0	0	0.00%	12		4	N			03/2015		
82573	CHINA GUANGDONG LINGNAN	06/08/2004	Active	42	0	0	0.00%	42		4	N			09/2014		
97771	CHINA GUANGDONG LOVING CARE	09/29/2006	Active	25	0	0	0.00%	24		4	N	None		01/2015		
107917	CHINA GUANGDONG MOONLIGHT	03/26/2010	Active	75	0	0	0.00%	83		4	N			07/2015		
	Exc Award (06/30/2017)															
106332	CHINA GUANGDONG QIFENG	08/20/2009	Active	37	0	0	0.00%	44		4	N			03/2015		
	Exc Award (06/30/2017, 06/30/2023)															
88310	CHINA GUANGDONG RED KAPOK	05/17/2005	Active	19	0	0	0.00%	22		4	N			12/2010		
115512	CHINA GUANGDONG SOUTH	11/10/2011	Active	23	0	0	0.00%	18		4	N			12/2014		
104108	CHINA GUANGDONG SUPERSTAR	12/15/2008	Active	53	0	0	0.00%	47		4	N			03/2015		
104907	CHINA GUANGDONG XIANGSHAN	03/05/2009	Active	45	0	0	0.00%	44		4	N			03/2015		
88680	CHINA GUANGDONG YOUTH	06/17/2005	Active	24	0	0	0.00%	14		4	N			03/2015		
103939	CHINA GUANGDONG YUE MING	11/10/2008	Active	40	0	0	0.00%	37		4	N			08/2015		
88309	CHINA GUANGDONG ZHUJIANG	05/17/2005	Active	38	0	0	0.00%	34		4	N			10/2014		
130236	Guangdong Aihua	03/01/2017	Active	32	0	0	0.00%	27		4	N					
109713	GUANGDONG BAI SHAN	11/16/2010	Active	65	0	0	0.00%	60		4	N			03/2015		
111542	GUANGDONG BAI YUN	06/29/2011	Active	59	0	0	0.00%	57		4	N			03/2015		
130496	Guangdong Baimao	03/27/2017	Active	29	0	0	0.00%	29		4	N					
117470	GUANGDONG BEI WAN	07/25/2012	Active	37	0	0	0.00%	32		4	N			07/2015		



Club Health Assessment for District 381 through December 2025

			Status	Membership						Reports				Finance	LCIF	
Club Number	Club Name	Charter Date	Times in Status Quo in Past 2 Years	Current Member Count **	YTD Members Added	YTD Members Dropped	YTD Net Growth% ***	Member Count 1 Year Ago	Dropped Members Avg.Length of Service	Months Since Membership Update	Current Officers Reported ****	Current President Repeated Term	VP Reported *****	Last Date Reported Service (mm/yyyy)	Account Balance	YTD Donations
Exc Award (06/30/2017)																
133733	Guangdong Beijiang	01/26/2018	Active	34	0	3	-8.11%	30	3	2	N					
101686	GUANGDONG BLUE SKY	05/13/2008	Active	61	0	0	0.00%	74		4	N			08/2015		
Exc Award (06/30/2017)																
101049	GUANGDONG BOAI	01/23/2008	Active	46	0	0	0.00%	41		4	N			03/2015		
127427	Guangdong Boyan	05/03/2016	Active	32	0	0	0.00%	28		4	N					
118301	GUANGDONG CAIHONG	11/09/2012	Active	62	0	0	0.00%	54		4	N			08/2015		
128957	Guangdong Changhu	09/21/2016	Active	35	0	0	0.00%	34		4	N					
133780	Guangdong Changshun	01/31/2018	Active	32	0	0	0.00%	29		4	N					
118303	GUANGDONG CHANGYUAN	11/12/2012	Active	39	0	0	0.00%	32		4	N			05/2014		
133754	Guangdong Chaohui	01/29/2018	Active	43	0	0	0.00%	43		4	N					
133724	Guangdong Chaoqing	01/26/2018	Active	45	0	1	-2.17%	43	8	2	N					
120989	Guangdong Chaoshan	12/18/2013	Active	22	0	0	0.00%	22		4	N			01/2015		
120228	Guangdong Chayuan	08/27/2013	Active	40	0	0	0.00%	35		4	N			03/2015		
112079	GUANGDONG CHEN XI	08/23/2011	Cancelled(6*)	0	0	0	0.00%	6		6	N	None		07/2015		
120760	GUANGDONG CHUNJIANG	11/15/2013	Active	22	0	0	0.00%	19		4	N			03/2015		
126503	Guangdong Chuntian	01/12/2016	Active	25	0	0	0.00%	33		6	N	None				
123915	Guangdong Chutian	01/05/2015	Active	23	0	0	0.00%	22		4	N					
129536	Guangdong Chuxin	11/30/2016	Active	38	0	0	0.00%	38		4	N					
116279	GUANGDONG CIAI	03/12/2012	Active	28	0	0	0.00%	26		4	N			03/2015		
107849	GUANGDONG CIHANG	03/22/2010	Active	52	0	0	0.00%	52		4	N			03/2015		
119279	GUANGDONG CIXIN	05/02/2013	Active	28	0	0	0.00%	27		4	N			08/2015		
131120	Guangdong Danjiang	05/31/2017	Active	22	0	0	0.00%	18		4	N					
118079	GUANGDONG DENGDU	10/22/2012	Active	33	0	0	0.00%	30		6	N			08/2015		
129547	Guangdong Deshan	11/30/2016	Active	27	0	0	0.00%	26		4	N					
123336	Guangdong Deshang	10/10/2014	Active	28	0	0	0.00%	23		4	N					
133755	Guangdong Dexin	01/29/2018	Active	27	0	0	0.00%	24		4	N					
125607	Guangdong Deyuan	08/11/2015	Active	29	0	0	0.00%	30		4	N					
119280	GUANGDONG DONGJIANG	05/02/2013	Active	37	0	0	0.00%	34		4	N			08/2015		



Club Health Assessment for District 381 through December 2025

			Status	Membership						Reports					Finance	LCIF
Club Number	Club Name	Charter Date	Times in Status Quo in Past 2 Years	Current Member Count **	YTD Members Added	YTD Members Dropped	YTD Net Growth% ***	Member Count 1 Year Ago	Dropped Members Avg.Length of Service	Months Since Membership Update	Current Officers Reported ****	Current President Repeated Term	VP Reported *****	Last Date Reported Service (mm/yyyy)	Account Balance	YTD Donations
120762	Guangdong Dragon Virtue	11/15/2013	Active	28	0	0	0.00%	19		4	N			12/2014		
123344	Guangdong Dragonet	10/10/2014	Active	27	0	0	0.00%	21		4	N					
126502	Guangdong Eagle Golf	01/08/2016	Active	39	0	0	0.00%	43		4	N					
Exc Award (06/30/2017, 06/30/2023)																
124001	Guangdong Fangzhou	01/19/2015	Active	40	0	0	0.00%	35		6	N	None				
118082	GUANGDONG FEIHONG	10/22/2012	Active	47	0	0	0.00%	44		4	N			03/2015		
133722	Guangdong Fengcai	01/26/2018	Active	16	0	0	0.00%	15		4	N					
130482	Guangdong Fengcheng	03/23/2017	Active	21	0	0	0.00%	26		4	N					
127700	Guangdong Fengdu	05/24/2016	Active	12	0	0	0.00%	15		6	N	None				
117474	GUANGDONG FENGZE	07/25/2012	Active	28	0	0	0.00%	32		4	N			08/2015		
112066	GUANGDONG Flight	08/19/2011	Active	28	0	2	-6.67%	26	1	2	N			05/2014		
116576	GUANGDONG FU HUI	04/16/2012	Active	37	0	0	0.00%	39		4	N			03/2015		
121680	Guangdong Furong	03/26/2014	Active	28	0	0	0.00%	31		4	N			03/2015		
107934	GUANGDONG FUTURE SUNLIGHT	03/29/2010	Active	19	0	0	0.00%	19		6	N	None		03/2015		
115915	GUANGDONG GOLF	02/07/2012	Active	27	0	0	0.00%	24		4	N			07/2015		
131119	Guangdong Grand Health	05/31/2017	Active	9	0	0	0.00%	8		4	N					
115913	GUANGDONG GREAT FUND	01/25/2012	Active	34	0	0	0.00%	30		4	N			03/2015		
116580	GUANGDONG GUANG MEI	04/16/2012	Active	47	0	0	0.00%	48		6	N			12/2014		
Exc Award (06/30/2017)																
101046	GUANGDONG GUANG MING	01/23/2008	Active	47	0	0	0.00%	28		4	N			12/2014		
Exc Award (06/30/2023)																
105829	GUANGDONG GUANG ZHOU RAY OF LIFE	06/16/2009	Active	48	0	0	0.00%	45		4	N			03/2015		
118300	GUANGDONG GUANGHUA	11/09/2012	Active	35	0	0	0.00%	42		4	N			01/2015		
134328	Guangdong Guanghui	04/05/2018	Active	30	0	0	0.00%	31		4	N					
134262	Guangdong Guangmin	03/30/2018	Active	30	0	0	0.00%	23		4	N					
124002	Guangdong Guangshun	01/19/2015	Active	42	0	0	0.00%	43		4	N					
124727	Guangdong Guanyigolf	04/30/2015	Active	37	0	0	0.00%	36		4	N					
Exc Award (06/30/2017)																
134301	Guangdong Gujing	04/03/2018	Active	15	0	0	0.00%	13		4	N					



Club Health Assessment for District 381 through December 2025

			Status	Membership						Reports					Finance	LCIF
Club Number	Club Name	Charter Date	Times in Status Quo in Past 2 Years	Current Member Count **	YTD Members Added	YTD Members Dropped	YTD Net Growth% ***	Member Count 1 Year Ago	Dropped Members Avg.Length of Service	Months Since Membership Update	Current Officers Reported ****	Current President Repeated Term	VP Reported *****	Last Date Reported Service (mm/yyyy)	Account Balance	YTD Donations
122873	Guangdong Haitian	07/31/2014	Active	33	0	0	0.00%	39		4	N					
111724	GUANGDONG HAKKA	08/04/2011	Active	28	0	0	0.00%	23		4	N			12/2014		
127680	Guangdong Hanjiang	05/24/2016	Active	27	0	0	0.00%	29		4	N					
124076	Guangdong He Chuang	01/27/2015	Active	20	0	0	0.00%	20		4	N					
111318	GUANGDONG HE XIE	06/08/2011	Active	44	0	0	0.00%	47		4	N			11/2014		
128951	Guangdong Heai	09/20/2016	Active	123	0	0	0.00%	126		4	N					
135032	Guangdong HeChang	06/06/2018	Active	77	0	0	0.00%	78		4	N					
129548	Guangdong Hedao	11/30/2016	Active	30	0	0	0.00%	31		4	N					
127095	Guangdong Hengshun	03/17/2016	Active	29	0	0	0.00%	29		4	N					
Exc Award (06/30/2017)																
133741	Guangdong Hengze	01/29/2018	Active	27	0	0	0.00%	26		4	N					
121839	Guangdong Hero	04/10/2014	Active	40	0	0	0.00%	38		4	N			08/2015		
118330	GUANGDONG HEXIEJIANKANG	11/20/2012	Active	31	0	0	0.00%	33		4	N			07/2015		
117471	GUANGDONG HEXIN	07/25/2012	Active	25	0	0	0.00%	24		4	N			03/2015		
132491	Guangdong Hongde	08/17/2017	Active	23	0	0	0.00%	24		4	N					
129879	Guangdong Hongtouchuan	01/20/2017	Active	36	0	0	0.00%	32		4	N					
107454	GUANGDONG HOPE	02/10/2010	Active	24	0	0	0.00%	25		4	N			03/2015		
118387	GUANGDONG HOST JIANGMEN	11/29/2012	Active	47	0	0	0.00%	39		4	N			08/2015		
133734	Guangdong Ht-hold	01/26/2018	Active	27	0	0	0.00%	26		4	N					
130509	Guangdong HuaChengJinXiu	03/28/2017	Active	24	0	0	0.00%	22		4	N					
125605	Guangdong Huasen	08/28/2015	Active	25	0	0	0.00%	27		4	N					
134227	Guangdong Huawen	03/29/2018	Active	25	0	0	0.00%	19		4	N					
128953	Guangdong Huaxian	09/23/2016	Active	28	0	0	0.00%	26		4	N					
133723	Guangdong Huazhidu	01/26/2018	Active	42	0	0	0.00%	43		4	N					
120853	Guangdong Huiai	12/02/2013	Active	41	0	0	0.00%	38		4	N			03/2015		
Exc Award (06/30/2017)																
121679	Guangdong Huicheng	03/26/2014	Active	18	0	0	0.00%	14		7	N	None		07/2015		
124006	Guangdong Huilong	01/19/2015	Active	23	0	0	0.00%	22		4	N					



Club Health Assessment for District 381 through December 2025

			Status	Membership						Reports					Finance	LCIF
Club Number	Club Name	Charter Date	Times in Status Quo in Past 2 Years	Current Member Count **	YTD Members Added	YTD Members Dropped	YTD Net Growth% ***	Member Count 1 Year Ago	Dropped Members Avg.Length of Service	Months Since Membership Update	Current Officers Reported ****	Current President Repeated Term	VP Reported *****	Last Date Reported Service (mm/yyyy)	Account Balance	YTD Donations
134228	Guangdong Huize	03/26/2018	Active	17	0	0	0.00%	15		4	N					
128992	Guangdong Hushan	09/23/2016	Active	19	0	0	0.00%	21		4	N					
128747	Guangdong Huying	08/26/2016	Active	42	0	0	0.00%	48		4	N					
125606	Guangdong I Flying	08/11/2015	Active	21	0	0	0.00%	18		4	N					
115323	GUANGDONG ILLUMINATE	10/26/2011	Active	49	0	0	0.00%	48		4	N			03/2015		
Exc Award (06/30/2017)																
111583	GUANGDONG JIA DE	06/30/2011	Active	29	0	0	0.00%	29		4	N			07/2015		
122052	Guangdong Jia Ying	04/30/2014	Active	39	0	1	-2.50%	37	9	2	N			07/2015		
116589	GUANGDONG JIA YUAN	04/17/2012	Active	41	0	0	0.00%	44		4	N			01/2015		
130239	Guangdong Jicheng	02/27/2017	Active	21	0	0	0.00%	16		4	N					
120986	Guangdong Jinguo	12/18/2013	Active	20	0	0	0.00%	20		4	N			07/2015		
127503	Guangdong Jinsha	05/16/2016	Active	20	0	0	0.00%	26		4	N					
Exc Award (06/30/2017)																
119858	Guangdong Jinshi	06/27/2013	Active	32	0	0	0.00%	35		4	N			07/2015		
109711	GUANGDONG JIUSHAN	11/16/2010	Active	24	0	0	0.00%	21		4	N			11/2014		
118386	GUANGDONG JIUZHOU	11/29/2012	Active	28	0	0	0.00%	25		4	N			03/2015		
119895	Guangdong Jucheng	06/28/2013	Active	32	0	0	0.00%	21		4	N			03/2015		
130227	Guangdong Juxian	02/24/2017	Active	18	0	0	0.00%	16		4	N					
121844	Guangdong Kedu	04/10/2014	Active	29	0	0	0.00%	25		4	N			07/2015		
129620	Guangdong Kind Power	12/14/2016	Active	33	0	0	0.00%	37		4	N					
119890	Guangdong Lanhaizhiguang	06/28/2013	Active	29	0	0	0.00%	29		4	N			03/2015		
101687	GUANGDONG LE SHAN	05/13/2008	Active	56	0	0	0.00%	57		4	N			03/2015		
118084	GUANGDONG LEAI	10/22/2012	Active	37	0	0	0.00%	37		4	N			03/2015		
110411	GUANGDONG LEGEND	02/22/2011	Active	3	0	1	-25.00%	14	10	3	N	None		08/2015		
Exc Award (06/30/2017)																
134269	Guangdong Lejia	03/30/2018	Active	24	0	0	0.00%	22		4	N					
105826	GUANGDONG LIANDEZHUYUE	06/16/2009	Active	24	0	0	0.00%	26		6	N			03/2015		
111116	GUANGDONG LIANG DU	05/19/2011	Active	27	0	0	0.00%	28		4	N			08/2015		
120988	Guangdong Lianjiang	12/18/2013	Active	94	0	0	0.00%	84		4	N			10/2015		



Club Health Assessment for District 381 through December 2025

			Status	Membership						Reports				Finance	LCIF	
Club Number	Club Name	Charter Date	Times in Status Quo in Past 2 Years	Current Member Count **	YTD Members Added	YTD Members Dropped	YTD Net Growth% ***	Member Count 1 Year Ago	Dropped Members Avg.Length of Service	Months Since Membership Update	Current Officers Reported ****	Current President Repeated Term	VP Reported *****	Last Date Reported Service (mm/yyyy)	Account Balance	YTD Donations
120761	Guangdong Lily	11/15/2013	Active	25	0	0	0.00%	25		4	N					
134261	Guangdong Longcheng	03/30/2018	Active	27	0	0	0.00%	26		4	N					
124005	Guangdong Longdu	01/19/2015	Active	20	0	0	0.00%	18		4	N			08/2015		
132924	Guangdong Longteng	10/25/2017	Active	24	0	0	0.00%	26		6	N					
134260	Guangdong Longwan	04/13/2018	Active	37	0	0	0.00%	28		4	N					
124011	Guangdong Longzhu	01/20/2015	Active	33	0	0	0.00%	28		4	N			07/2015		
Exc Award (06/30/2017)																
119278	GUANGDONG LOVE SEA	05/02/2013	Active	22	0	0	0.00%	6		4	N			08/2015		
112077	GUANGDONG LOVE STRENGTH	08/22/2011	Active	33	0	0	0.00%	37		4	N			03/2015		
122871	Guangdong Loyalty	07/31/2014	Active	28	0	0	0.00%	27		4	N			01/2015		
130247	Guangdong Luofu Mountain	02/28/2017	Active	20	0	0	0.00%	24		4	N					
126827	Guangdong Lying Kun	02/09/2016	Active	18	0	0	0.00%	21		4	N					
127702	Guangdong Meiye	05/26/2016	Active	24	0	0	0.00%	21		4	N					
118715	GUANGDONG MINGEN	02/04/2013	Active	20	0	0	0.00%	18		4	N			08/2015		
123338	Guangdong Mingren	10/10/2014	Active	23	0	0	0.00%	30		4	N					
124725	Guangdong Mingyang	04/30/2015	Active	28	0	0	0.00%	23		4	N					
123345	Guangdong Mingze	10/10/2014	Active	49	0	0	0.00%	57		4	N					
122258	Guangdong Mingzhu	05/19/2014	Active	27	0	0	0.00%	23		4	N			08/2015		
123343	Guangdong Moolove	10/10/2014	Active	26	0	0	0.00%	31		4	N					
135043	Guangdong Nansha Bay	06/07/2018	Active	18	0	0	0.00%	17		4	N					
109712	GUANGDONG OASIS	11/16/2010	Active	48	0	0	0.00%	57		2	N			12/2014		
126367	Guangdong Panshan	12/17/2015	Active	29	0	0	0.00%	27		4	N					
106747	GUANGDONG PEARL OF THE FLOWER CITY	10/15/2009	Active	47	0	0	0.00%	46		4	N			08/2015		
110231	GUANGDONG PING AN	01/27/2011	Active	34	0	0	0.00%	33		4	N			12/2014		
123339	Guangdong Puguang	10/10/2014	Active	34	0	0	0.00%	35		4	N					
110703	GUANGDONG QI HANG	04/04/2011	Active	29	0	0	0.00%	27		4	N			07/2015		
120225	Guangdong Qi Yang	08/27/2013	Active	20	0	0	0.00%	11		6	N	None		03/2015		
106741	GUANGDONG QIANJIN	10/15/2009	Active	23	0	0	0.00%	30		4	N			03/2015		



Club Health Assessment for District 381 through December 2025

			Status	Membership						Reports				Finance	LCIF	
Club Number	Club Name	Charter Date	Times in Status Quo in Past 2 Years	Current Member Count **	YTD Members Added	YTD Members Dropped	YTD Net Growth% ***	Member Count 1 Year Ago	Dropped Members Avg.Length of Service	Months Since Membership Update	Current Officers Reported ****	Current President Repeated Term	VP Reported *****	Last Date Reported Service (mm/yyyy)	Account Balance	YTD Donations
130547	GUANGDONG QIAODU	03/28/2017	Active	27	0	0	0.00%	28		4	N					
127701	Guangdong Qichang	05/26/2016	Active	32	0	0	0.00%	23		4	N					
124330	Guangdong Qichen	04/27/2015	Active	31	0	0	0.00%	28		4	N			08/2015		
117476	GUANGDONG QIJIANG	07/25/2012	Active	31	0	0	0.00%	26		4	N			08/2015		
121677	Guangdong Qingcheng	03/26/2014	Active	24	0	0	0.00%	27		4	N			12/2014		
128954	Guangdong Qingtian	09/21/2016	Active	33	0	0	0.00%	27		4	N					
120227	Guangdong Rastar	08/27/2013	Active	37	0	0	0.00%	33		4	N			07/2015		
129911	Guangdong Renhe	01/24/2017	Active	41	0	0	0.00%	39		4	N					
133732	Guangdong Rising Sun	01/26/2018	Active	18	0	0	0.00%	15		4	N					
132948	Guangdong Rongda	10/30/2017	Active	24	0	0	0.00%	23		4	N					
129878	Guangdong Ronghong	01/31/2017	Active	33	0	0	0.00%	30		4	N					
132560	Guangdong Rongjiang	08/25/2017	Active	38	0	0	0.00%	29		4	N					
127428	Guangdong Ruoshuinvzi	04/28/2016	Active	22	0	0	0.00%	18		4	N					
115912	GUANGDONG SAILING	01/25/2012	Active	25	0	0	0.00%	21		7	N	None		10/2015		
131121	Guangdong Shan Mei	05/31/2017	Active	32	0	0	0.00%	32		4	N					
132923	Guangdong Shan Qi	10/25/2017	Active	17	0	0	0.00%	12		4	N					
133727	Guangdong Shangai	01/29/2018	Active	30	0	0	0.00%	30		4	N					
118076	GUANGDONG SHANGSHAN	10/22/2012	Active	24	0	0	0.00%	26		4	N			03/2015		
134258	Guangdong Shanren	03/30/2018	Active	30	0	0	0.00%	41		4	N					
129877	Guangdong Shanwei	01/24/2017	Active	35	0	0	0.00%	34		4	N					
124328	Guangdong Shanxin	04/27/2015	Active	27	0	0	0.00%	24		4	N					
Exc Award (06/30/2017)																
123335	Guangdong Shanxing	10/10/2014	Active	30	0	0	0.00%	30		4	N					
118078	GUANGDONG SHANYUAN	10/22/2012	Active	34	0	0	0.00%	33		4	N			03/2015		
123998	Guangdong Shaohua	01/19/2015	Active	20	0	0	0.00%	17		4	N					
131290	Guangdong Shaozhou	06/13/2017	Active	39	0	0	0.00%	40		4	N					
115916	GUANGDONG SHENGDE	01/24/2012	Active	19	0	0	0.00%	13		8	N	None		12/2014		
134231	Guangdong Shicheng	03/30/2018	Active	29	0	0	0.00%	28		6	N	None				




Club Health Assessment for District 381 through December 2025

			Status	Membership						Reports				Finance	LCIF	
Club Number	Club Name	Charter Date	Times in Status Quo in Past 2 Years	Current Member Count **	YTD Members Added	YTD Members Dropped	YTD Net Growth% ***	Member Count 1 Year Ago	Dropped Members Avg.Length of Service	Months Since Membership Update	Current Officers Reported ****	Current President Repeated Term	VP Reported *****	Last Date Reported Service (mm/yyyy)	Account Balance	YTD Donations
121689	Guangdong Shishan	03/27/2014	Active	33	0	0	0.00%	30		4	N			07/2015		
	Exc Award (06/30/2017)															
130925	Guangdong ShunHe	05/15/2017	Active	33	0	0	0.00%	38		4	N					
121690	Guangdong Siji	03/27/2014	Active	96	0	0	0.00%	90		4	N			07/2015		
128955	Guangdong Songshanhu	09/28/2016	Active	44	0	1	-2.22%	43	9	2	N					
118327	GUANGDONG SPIRIT	11/20/2012	Active	32	0	0	0.00%	27		4	N			03/2015		
134256	Guangdong Star	03/29/2018	Active	13	0	0	0.00%	16		4	N					
122261	Guangdong Sunrise	05/19/2014	Active	32	0	0	0.00%	27		4	N					
118714	GUANGDONG SUN'S ANGEL	02/04/2013	Active	35	1	0	2.94%	30		4	N			03/2015		
129897	Guangdong Swing for Love	01/18/2017	Active	18	0	0	0.00%	21		4	N					
121841	Guangdong Tai Yang	04/10/2014	Active	23	0	0	0.00%	33		4	N			07/2015		
131295	Guangdong Tan Nan Leading	06/13/2017	Active	27	0	0	0.00%	25		4	N					
123999	Guangdong Tang	01/19/2015	Active	23	0	0	0.00%	28		4	N			08/2015		
133763	Guangdong Tangxuan	01/29/2018	Active	25	0	0	0.00%	24		4	N					
106190	GUANGDONG THANKSGIVING	08/07/2009	Active	39	0	0	0.00%	49		4	N			03/2015		
129595	Guangdong Tiandao	12/09/2016	Active	23	0	0	0.00%	22		6	N					
120226	Guangdong Tianliang	08/27/2013	Active	31	0	0	0.00%	28		4	N			03/2015		
117478	GUANGDONG TIANXINGJIAN	07/26/2012	Active	21	0	0	0.00%	18		4	N			08/2015		
121691	Guangdong Tie Fu	03/27/2014	Active	49	0	1	-2.00%	47	1	2	N			07/2015		
124326	Guangdong Tie Shan Lan	04/27/2015	Active	26	0	0	0.00%	27		4	N			07/2015		
131289	GUANGDONG TIEJUN	06/13/2017	Active	27	0	0	0.00%	28		4	N					
130497	Guangdong Together With One Heart	03/31/2017	Active	37	0	0	0.00%	35		4	N					
111541	GUANGDONG TONG XIN	06/29/2011	Active	23	0	0	0.00%	26		4	N			08/2015		
	Exc Award (06/30/2017)															
118087	GUANGDONG TONGDE	10/22/2012	Active	60	0	0	0.00%	54		4	N			03/2015		
124726	Guangdong Tongji	04/30/2015	Active	32	0	0	0.00%	34		4	N					
106191	GUANGDONG VIRTUE & WISDOM	08/07/2009	Active	23	0	0	0.00%	25		4	N			08/2015		
123340	Guangdong Wanan	10/10/2014	Active	30	0	0	0.00%	31		4	N					



Club Health Assessment for District 381 through December 2025

			Status	Membership					Reports					Finance	LCIF	
Club Number	Club Name	Charter Date	Times in Status Quo in Past 2 Years	Current Member Count **	YTD Members Added	YTD Members Dropped	YTD Net Growth% ***	Member Count 1 Year Ago	Dropped Members Avg.Length of Service	Months Since Membership Update	Current Officers Reported ****	Current President Repeated Term	VP Reported *****	Last Date Reported Service (mm/yyyy)	Account Balance	YTD Donations
Exc Award (06/30/2017, 06/30/2023)																
112078	GUANGDONG WANLV LAKE	08/23/2011	Active	39	0	0	0.00%	37		4	N			03/2015		
125308	Guangdong Weilong	07/16/2015	Active	25	0	0	0.00%	22		4	N					
Exc Award (06/30/2017)																
132946	Guangdong Wingchun	10/30/2017	Active	33	0	0	0.00%	35		4	N					
119898	Guangdong Wisdom Core	06/28/2013	Active	27	0	0	0.00%	27		4	N			07/2015		
127005	Guangdong Wish Star	04/06/2016	Active	33	0	0	0.00%	33		4	N					
133753	Guangdong Wutong	01/29/2018	Active	24	0	0	0.00%	31		4	N					
122053	Guangdong Wuyi	04/30/2014	Active	19	0	0	0.00%	18		4	N					
123341	Guangdong Xiangjiang	10/10/2014	Active	27	0	0	0.00%	31		6	N					
Exc Award (06/30/2023)																
129151	Guangdong Xiao Tian Xia	10/20/2016	Active	35	0	0	0.00%	27		4	N					
134229	Guangdong Xiaoxing	03/26/2018	Active	35	0	0	0.00%	35		4	N					
110499	GUANGDONG XING FU	03/02/2011	Active	28	0	0	0.00%	27		4	N			03/2015		
111110	GUANGDONG XING HAI	05/18/2011	Active	46	0	0	0.00%	40		4	N			03/2015		
124009	Guangdong Xing Hua	01/20/2015	Active	19	1	0	5.56%	14		2	N	None				
Exc Award (06/30/2017)																
121842	Guangdong Xingfengjiang	04/10/2014	Active	29	0	0	0.00%	26		4	N					
124329	GUANGDONG XINGHE	04/27/2015	Active	21	0	0	0.00%	20		6	N					
134918	Guangdong XingHuo	05/30/2018	Active	24	0	0	0.00%	20		4	N					
133765	Guangdong Xingzhou	01/29/2018	Active	27	0	0	0.00%	26		4	N					
130929	Guangdong XiYue	05/15/2017	Active	25	0	0	0.00%	23		4	N					
120229	Guangdong Yandu	08/27/2013	Active	27	0	0	0.00%	26		4	N			07/2015		
Exc Award (06/30/2017)																
130923	Guangdong YangGuangJianKang	05/15/2017	Active	16	0	0	0.00%	13		4	N					
130520	GUANGDONG YANGMING	03/28/2017	Active	40	0	0	0.00%	24		4	N					
120763	Guangdong Yangshan	11/15/2013	Active	35	0	0	0.00%	33		4	N			08/2015		
Exc Award (06/30/2017)																
133738	Guangdong Yangxin	01/29/2018	Active	18	0	0	0.00%	13		6	N	None				
133736	Guangdong Yayuan	01/29/2018	Active	25	0	0	0.00%	27		4	N					



Club Health Assessment for District 381 through December 2025

			Status	Membership						Reports					Finance	LCIF
Club Number	Club Name	Charter Date	Times in Status Quo in Past 2 Years	Current Member Count **	YTD Members Added	YTD Members Dropped	YTD Net Growth% ***	Member Count 1 Year Ago	Dropped Members Avg.Length of Service	Months Since Membership Update	Current Officers Reported ****	Current President Repeated Term	VP Reported *****	Last Date Reported Service (mm/yyyy)	Account Balance	YTD Donations
129875	Guangdong Ying Shi	01/25/2017	Active	9	0	0	0.00%	8		4	N					
134345	Guangdong Yinping	04/16/2018	Active	36	0	0	0.00%	38		4	N					
126497	Guangdong Youwei	01/08/2016	Active	34	0	0	0.00%	35		4	N					
	Exc Award (06/30/2017)															
131291	Guangdong Yuanmeng	06/13/2017	Active	54	0	0	0.00%	47		4	N					
	Exc Award (06/30/2023)															
124728	Guangdong Yue Long	06/19/2015	Active	31	0	0	0.00%	30		4	N					
126549	Guangdong Yue Meng	01/27/2016	Active	33	0	0	0.00%	27		4	N					
111114	GUANGDONG YUE QI	05/18/2011	Active	29	0	0	0.00%	30		4	N			09/2015		
111111	GUANGDONG YUE XIN	05/18/2011	Active	21	0	0	0.00%	19		4	N			01/2015		
134913	Guangdong YueChuan	06/01/2018	Active	35	0	0	0.00%	34		4	N					
119902	Guangdong Yuehe	06/29/2013	Active	32	0	0	0.00%	29		4	N			03/2015		
121059	Guangdong Yuexi	12/30/2013	Active	26	0	0	0.00%	27		4	N			09/2014		
	Exc Award (06/30/2017)															
130498	Guangdong Yunai	03/22/2017	Active	17	0	0	0.00%	19		4	N					
122872	Guangdong Zhao Yang	07/31/2014	Active	23	0	0	0.00%	28		4	N					
120852	Guangdong Zhaohui	12/02/2013	Active	20	1	0	5.26%	24		3	N			08/2015		
131133	Guangdong Zheng He	06/02/2017	Active	42	0	0	0.00%	38		4	N					
126498	Guangdong Zhengdao	01/08/2016	Active	24	0	0	0.00%	20		4	N					
120759	Guangdong Zhengde	11/14/2013	Active	24	0	0	0.00%	22		4	N	2		03/2015		
	Exc Award (06/30/2017)															
120983	Guangdong ZhiFei	12/18/2013	Active	32	0	0	0.00%	30		4	N			07/2015		
134232	Guangdong Zhixiang	03/30/2018	Active	39	1	0	2.63%	38		2	N					
121693	Guangdong Zhixing	03/27/2014	Active	53	0	0	0.00%	46		4	N			01/2015		
120856	Guangdong Zhong Yang	12/02/2013	Active	19	0	0	0.00%	17		4	N			12/2014		
123342	Guangdong Zhongai	10/10/2014	Active	11	0	0	0.00%	17		4	N					
133742	Guangdong Zhongdahuashang	01/29/2018	Active	50	0	0	0.00%	46		4	N					
130954	GUANGDONG ZHONGLIAN	05/12/2017	Active	19	0	0	0.00%	17		11	N	None				
127006	Guangdong Zhongmao	03/09/2016	Active	36	0	0	0.00%	38		4	N					



Club Health Assessment for District 381 through December 2025

INTERNATIONAL

			Status	Membership						Reports				Finance	LCIF	
Club Number	Club Name	Charter Date	Times in Status Quo in Past 2 Years	Current Member Count **	YTD Members Added	YTD Members Dropped	YTD Net Growth% ***	Member Count 1 Year Ago	Dropped Members Avg.Length of Service	Months Since Membership Update	Current Officers Reported ****	Current President Repeated Term	VP Reported *****	Last Date Reported Service (mm/yyyy)	Account Balance	YTD Donations
133739	Guangdong Zhongqing	01/29/2018	Active	29	0	1	-3.33%	24	5	2	N					
129880	Guangdong Zhongzhan	01/25/2017	Active	26	0	0	0.00%	23		4	N					
133735	Guangdong Zhufei	01/26/2018	Active	28	0	0	0.00%	28		4	N					
116126	GUANGZHOU GUANGDONG COMPANION	02/20/2012	Active	15	0	0	0.00%	22		6	N	None		05/2014		
116577	GUANGZHOU GUANGDONG XIN YUAN	04/16/2012	Active	28	0	0	0.00%	24		4	N			03/2015		
128952	Guangzhou Love Sunshine	09/23/2016	Active	30	0	0	0.00%	31		4	N					

Clubs Cancelled Previous Fiscal Year – Clubs Cancelled within last 12 months may be reinstated

Club Number	Club Name	Charter Date	Current Status*	Cancellation Date
130224	Guangdong Life Guidance	02/24/2017	Cancelled(8*)	12/30/2024
127096	Guangdong Xiaode	03/17/2016	Cancelled(8*)	12/30/2024

Current Total Clubs Count	YTD New Clubs Count	YTD Cancelled Clubs Count	YTD Net Club Gain	Current Total Members Count	YTD Add	YTD Drop	YTD Net Growth	YTD Net Growth %	Member Count 12 Months Ago	Average Member Count Per Club	% of Clubs with less than 20 members	% No Officer Report in 12 Months	% of Clubs with balance 90+ days	Number of Clubs in Status Quo	% Status Quo Clubs in Financial Suspension	Number of Cancelled Clubs	Average Cancelled Club Age	Members Lost Due to Cancellation	% of Clubs Cancelled for Non-Financial Reasons
285	6	1	5	8,848	167	14	153	1.76%	8,322	31	11%	2%	0%	0	0%	1	31	0	-100%

* - P - Priority Club. Cancellation Reasons: 1-Objectives/conduct, 2-Non-active club, 5-Non-existing club, 6-Disbanding, 7-Merger, 8-Financial Suspension, 9-District/Multiple District Dues.

** Red denotes below 15 active members.

*** Red denotes 20% + loss.

**** Y - all 3 (President, Secretary, Treasurer) club officers reported, N - not all 3 reported.

***** Abbreviation: N-New, IP-Immediate Past, R-Repeat.



Club Health Assessment for District 382 through December 2025

			Status	Membership						Reports				Finance	LCIF	
Club Number	Club Name	Charter Date	Times in Status Quo in Past 2 Years	Current Member Count **	YTD Members Added	YTD Members Dropped	YTD Net Growth% ***	Member Count 1 Year Ago	Dropped Members Avg.Length of Service	Months Since Membership Update	Current Officers Reported ****	Current President Repeated Term	VP Reported *****	Last Date Reported Service (mm/yyyy)	Account Balance	YTD Donations
Clubs less than two years old																
177402	Dalian Ai-Yuexiang	10/10/2024	Active	32	8	3	18.52%	31	2	0	Y		N			\$1,000.00
181671	Dalian BoAi	04/28/2025	Active	29	5	0	20.83%	0		2	N	None				
181675	Dalian Detai	04/28/2025	Active	29	9	2	31.82%	0	9	1	N		N			
181210	Dalian Ganen	03/18/2025	Active	24	5	0	26.32%	0		0	N	None				
181673	Dalian HaiYue	04/28/2025	Active	26	1	0	4.00%	0		0	Y		N			
156858	Dalian Hexin	01/08/2024	Active	22	4	0	22.22%	26		1	Y		N			
189947	Dalian JiuYuan	10/10/2025	Newly Chartered	27	27	0	100.00%	0		2	Y		N			
190965	Dalian Jufu	11/24/2025	Newly Chartered	26	26	0	100.00%	0		1	Y		N			
181674	Dalian JushunShengxin	04/28/2025	Active	29	7	0	31.82%	0		0	Y		N			\$1,000.00
179213	Dalian Kunning	12/10/2024	Active	28	3	1	7.69%	26	9	4	Y		N			
157894	Dalian Qilin Tongde	05/13/2024	Active	35	7	0	25.00%	29		5	Y		N			
181206	Dalian Tianjian Yueyou	03/18/2025	Active	26	2	0	8.33%	0		2	Y		N			
181208	Dalian Tiantian Chaoyue	03/18/2025	Active	28	4	1	12.00%	0	0	0	Y		N			
157931	Dalian Tiantian Fuxiang	04/24/2024	Active	33	7	0	26.92%	32		3	Y		N			
181204	Dalian Tongdao	03/18/2025	Active	27	7	5	8.00%	0	1	1	Y		N			
181209	Dalian Wanbang	03/19/2025	Active	26	0	0	0.00%	0		8	N	None				
177509	Dalian Xiangrikui	10/01/2024	Active	29	6	0	26.09%	27		1	Y		N			
179517	Dalian Xin Ai	12/06/2024	Active	26	2	1	4.00%	25	5	3	Y		R			
190964	Dalian Yangguang Tianyi	12/16/2025	Newly Chartered	26	26	0	100.00%	0		0	Y		N			\$1,000.00
190742	Dalian Yidao	11/10/2025	Newly Chartered	32	32	0	100.00%	0		1	Y		N			
190741	Dalian Yongshan	11/10/2025	Newly Chartered	25	25	0	100.00%	0		1	Y		N			
181672	Dalian YuCheng	04/28/2025	Active	20	2	1	5.26%	0	0	2	N	None				
179211	Dalian Zhihao	12/06/2024	Active	31	6	0	24.00%	25		4	Y		N			
Clubs more than two years old																



Club Health Assessment for District 382 through December 2025

			Status	Membership						Reports				Finance	LCIF	
Club Number	Club Name	Charter Date	Times in Status Quo in Past 2 Years	Current Member Count **	YTD Members Added	YTD Members Dropped	YTD Net Growth% ***	Member Count 1 Year Ago	Dropped Members Avg.Length of Service	Months Since Membership Update	Current Officers Reported ****	Current President Repeated Term	VP Reported *****	Last Date Reported Service (mm/yyyy)	Account Balance	YTD Donations
97429	CHINA DALIAN	06/29/2006	Active	34	2	1	3.03%	37	13	2	Y		N	06/2019		
	Exc Award (06/30/2017, 06/30/2019)															
107456	DALIAN WA LIAN	02/10/2010	Active	36	1	0	2.86%	34		5	Y		N	11/2018		
	Exc Award (06/30/2016, 06/30/2017)															
130262	Dalian Ai-Gongxiang	03/06/2017	Active	42	14	1	44.83%	32	5	0	Y		N	12/2018		
	Exc Award (06/30/2024)															
130628	Dalian Anshi	03/31/2017	Active	20	3	0	17.65%	27		2	Y		N	06/2018		
115614	DALIAN BAO EN	11/22/2011	Active	33	5	0	17.86%	29		3	Y		N	06/2018		
124195	Dalian Bao Lian	02/17/2015	Active	17	5	0	41.67%	19		3	N	None		09/2018		
	Exc Award (06/30/2016)															
104156	DALIAN BINCHENG	12/15/2008	Active	46	4	0	9.52%	47		1	Y		N	01/2019		
	Exc Award (06/30/2016, 06/30/2017, 06/30/2024)															
107033	DALIAN CHE YOU	12/11/2009	Active	32	8	0	33.33%	28		0	Y		N	07/2018		
126995	Dalian Chengde	03/17/2016	Active	34	4	0	13.33%	35		0	Y		N	05/2019		
	Exc Award (06/30/2017)															
107073	DALIAN CI EN	12/15/2009	Active	30	1	0	3.45%	33		5	Y		N	06/2019		
	Exc Award (06/30/2022)															
106330	DALIAN CI SHAN	08/20/2009	Active	35	5	0	16.67%	29		0	Y		N	01/2019		\$1,000.00
	Exc Award (06/30/2016)															
115550	DALIAN CI XIN	11/11/2011	Active	25	5	0	25.00%	27		1	Y		N	12/2018		\$1,000.00
104163	DALIAN CI'AI	12/16/2008	Active	41	4	0	10.81%	42		5	Y		N	01/2019		\$3,000.00
	Exc Award (06/30/2016, 06/30/2024)															
119281	DALIAN CILI	05/02/2013	Active	25	2	0	8.70%	32		4	Y		N	02/2019		
126881	Dalian Cilian	02/22/2016	Active	26	5	0	23.81%	25		1	Y		N	11/2017		
107032	DALIAN CIMEIZHIHE	12/11/2009	Active	26	3	0	13.04%	31		5	Y		N	09/2018		
115533	DALIAN DA AI	11/09/2011	Active	27	10	0	58.82%	22		5	Y		N	05/2019		
115580	DALIAN DE LONG	11/16/2011	Active	66	9	1	13.79%	74	14	2	Y		N	03/2019		
	Exc Award (06/30/2017)															
130223	Dalian Deai	02/28/2017	Active	33	13	0	65.00%	27		0	Y		N	09/2017		
122446	Dalian Feng Huang Hui	06/11/2014	Active	30	5	0	20.00%	25		0	Y		N	06/2019		
117459	DALIAN FENG RUI	07/24/2012	Active	30	8	1	30.43%	25	10	2	Y		IP	05/2019		



Club Health Assessment for District 382 through December 2025

			Status	Membership						Reports				Finance	LCIF	
Club Number	Club Name	Charter Date	Times in Status Quo in Past 2 Years	Current Member Count **	YTD Members Added	YTD Members Dropped	YTD Net Growth% ***	Member Count 1 Year Ago	Dropped Members Avg.Length of Service	Months Since Membership Update	Current Officers Reported ****	Current President Repeated Term	VP Reported *****	Last Date Reported Service (mm/yyyy)	Account Balance	YTD Donations
129950	Dalian Furui	01/27/2017	Active	31	4	0	14.81%	30		4	Y		N	07/2018		
126882	Dalian Fuyuan	02/25/2016	Active	21	5	5	0.00%	29	3	0	Y		N	04/2019		
	Exc Award (06/30/2017)															
115549	DALIAN GAO E FU	11/11/2011	Active	36	4	0	12.50%	34		0	Y		N	06/2019		
	Exc Award (06/30/2016, 06/30/2017)															
115546	DALIAN GUAN CHENG	11/11/2011	Active	34	3	0	9.68%	35		5	Y		N	03/2019		
105308	DALIAN GUANGMING	04/21/2009	Active	32	1	0	3.23%	31		1	Y		N	11/2018		\$2,000.00
	Exc Award (06/30/2016, 06/30/2017)															
133725	Dalian Haizhifu	01/29/2018	Active	33	8	3	17.86%	35	0	0	Y		N	06/2019		
130528	Dalian HaiZhiGuang	03/31/2017	Active	23	0	0	0.00%	27		0	Y		N	03/2019		
133771	Dalian Haizhilian	01/30/2018	Active	37	2	5	-7.50%	44	2	0	Y		N	05/2019		
104157	Dalian Haizhiliang	12/15/2008	Active	29	0	1	-3.33%	26	3	0	N	None	N	01/2019		
	Exc Award (06/30/2016)															
156409	Dalian Haizhiqing	11/09/2023	Active	27	0	0	0.00%	30		6	N	None				
130225	Dalian Haoyun	02/24/2017	Active	32	4	0	14.29%	28		1	Y		N	05/2019		\$2,000.00
107039	DALIAN HE MEI	12/14/2009	Active	33	11	0	50.00%	27		3	N		N	12/2018		
124243	Dalian Heng Xing	03/06/2015	Active	26	4	0	18.18%	25		4	Y		N	06/2018		
126996	Dalian Hengde	03/08/2016	Active	31	7	0	29.17%	24		2	Y		N	02/2018		
107075	DALIAN JIN CHENG	12/17/2009	Active	31	4	0	14.81%	33		2	Y		N	05/2019		
121674	Dalian Jin De	03/26/2014	Active	26	6	0	30.00%	23		1	Y		N	04/2019		
104102	DALIAN JIN FAN	12/11/2008	Active	30	2	5	-9.09%	33	4	0	Y			03/2019		
	Exc Award (06/30/2017)															
123346	Dalian Jingcheng	10/10/2014	Active	34	6	0	21.43%	28		4	Y		N	03/2019		
107068	DALIAN JU DE	12/15/2009	Active	35	2	4	-5.41%	41	8	0	Y		N	11/2018		\$1,000.00
156410	Dalian Julian	11/09/2023	Active	33	14	0	73.68%	24		2	Y		N			
107031	DALIAN KAILIAN	12/11/2009	Active	25	3	0	13.64%	22		3	Y		N	11/2018		
107036	DALIAN KANG TAI	12/11/2009	Active	22	6	0	37.50%	29		0	N	None		10/2017		
	Exc Award (06/30/2024)															
129960	Dalian Leshan	01/26/2017	Active	23	9	0	64.29%	25		4	Y		N	01/2019		
156412	Dalian Liancheng	11/09/2023	Active	20	3	0	17.65%	25		3	Y		N			



Club Health Assessment for District 382 through December 2025

			Status	Membership						Reports				Finance	LCIF	
Club Number	Club Name	Charter Date	Times in Status Quo in Past 2 Years	Current Member Count **	YTD Members Added	YTD Members Dropped	YTD Net Growth% ***	Member Count 1 Year Ago	Dropped Members Avg.Length of Service	Months Since Membership Update	Current Officers Reported ****	Current President Repeated Term	VP Reported *****	Last Date Reported Service (mm/yyyy)	Account Balance	YTD Donations
115680	DALIAN MINGXIN	12/13/2011	Active	24	9	1	50.00%	25	10	1	Y		N	01/2019		
	Exc Award (06/30/2017)															
126858	Dalian Qianhua	02/15/2016	Active	26	4	0	18.18%	26		3	Y		N	08/2017		
115504	DALIAN QING HUA	11/10/2011	Cancelled(6*)	0	0	0	0.00%	0		40	N	None		03/2018		
104103	DALIAN REN'AI	12/11/2008	Active	24	4	0	20.00%	29		3	Y		N	06/2019		
126861	Dalian Shangshan	02/17/2016	Active	20	3	0	17.65%	25		0	Y		N	01/2019		
124239	Dalian Shi Ao	03/06/2015	Active	31	2	0	6.90%	31		4	Y		N	06/2019		\$1,000.00
	Exc Award (06/30/2017)															
115297	DALIAN SHI HU	10/19/2011	Active	30	2	0	7.14%	33		4	Y		N	06/2019		
	Exc Award (06/30/2016)															
115552	DALIAN SHIAI GANEN	11/11/2011	Active	26	2	0	8.33%	28		4	Y		N	06/2019		
129965	Dalian Shiyuan	01/30/2017	Active	29	5	1	16.00%	28	17	1	Y		N	06/2018		
107070	DALIAN TAI SHENG	12/15/2009	Active	25	4	0	19.05%	31		4	Y		N	04/2019		
122448	Dalian Tian Ai	06/11/2014	Active	20	2	0	11.11%	22		2	Y		N	12/2018		
124212	Dalian Tian Jian	02/18/2015	Active	33	1	0	3.13%	30		4	Y		N	06/2019		\$1,000.00
	Exc Award (06/30/2016, 06/30/2017)															
124241	Dalian Tian Tian	03/06/2015	Active	26	4	0	18.18%	22		0	Y		N	01/2019		
130014	Dalian Tianjian Yuebang	01/31/2017	Active	31	8	0	34.78%	30		1	N		N	08/2018		
120401	Dalian Tiantian Rongyao	09/24/2013	Active	28	10	1	47.37%	25	3	0	Y		N	12/2018		
130206	Dalian Tiantian Yangguang	02/24/2017	Active	20	4	8	-16.67%	29	5	0	Y		N	01/2019		
120403	Dalian Tiantianqilin	09/24/2013	Active	39	10	0	34.48%	32		3	Y		N	09/2017		
121644	Dalian Tong Le	03/21/2014	Active	90	29	0	47.54%	81		0	Y		N	01/2019		
	Exc Award (06/30/2016)															
121641	Dalian Tong Shan	03/21/2014	Active	31	2	0	6.90%	29		3	Y		N	05/2019		\$1,000.00
106653	DALIAN WENXIN	09/24/2009	Active	26	6	0	30.00%	26		5	Y		N	09/2017		
121642	Dalian Xin Zhi	03/21/2014	Active	21	8	1	50.00%	21	0	2	Y		N	05/2019		
104159	DALIAN XINGFU	12/16/2008	Active	23	9	0	64.29%	24		4	N	None		01/2018		
128903	Dalian Xinlian	09/14/2016	Active	28	7	0	33.33%	25		3	Y		N	10/2018		
117068	DALIAN YI QI FEI	06/01/2012	Active	26	6	0	30.00%	28		2	Y		N	11/2018		
115547	DALIAN YOU DE	11/11/2011	Active	25	3	0	13.64%	25		5	Y		N	03/2019		



Club Health Assessment for District 382 through December 2025

			Status	Membership						Reports				Finance	LCIF	
Club Number	Club Name	Charter Date	Times in Status Quo in Past 2 Years	Current Member Count **	YTD Members Added	YTD Members Dropped	YTD Net Growth% ***	Member Count 1 Year Ago	Dropped Members Avg.Length of Service	Months Since Membership Update	Current Officers Reported ****	Current President Repeated Term	VP Reported *****	Last Date Reported Service (mm/yyyy)	Account Balance	YTD Donations
Exc Award (06/30/2017)																
130264	Dalian Youai	03/06/2017	Active	27	2	0	8.00%	24		4	N		N	02/2019		
Exc Award (06/30/2018)																
104101	DALIAN YOUHAO	12/11/2008	Active	16	3	1	14.29%	23	19	2	N	None		11/2018		
Exc Award (06/30/2016)																
118243	DALIAN ZHAOYANG	11/02/2012	Active	18	2	1	5.88%	27	9	1	N	None		06/2018		
Exc Award (06/30/2017)																
115506	DALIAN ZHEN HAO	11/10/2011	Active	35	6	0	20.69%	34		0	Y		N	11/2018		
129761	Dalian Zhicheng	01/06/2017	Active	35	1	0	2.94%	34		5	Y		N	04/2019		
117036	Dalian Zhidao	05/31/2012	Active	27	6	0	28.57%	25		2	Y		N	09/2018		
Exc Award (06/30/2016, 06/30/2017)																
106328	DALIAN ZHISHAN	08/20/2009	Active	39	10	4	18.18%	35	5	1	Y		N	09/2017		
Exc Award (06/30/2023)																
133022	Dalian Zhitong	10/31/2017	Active	31	2	0	6.90%	34		4	Y		N	04/2019		
134986	Dalian Zhitongdaohe	05/31/2018	Active	18	0	1	-5.26%	30	11	1	N	None		11/2018		
Exc Award (06/30/2024)																
115507	DALIAN ZHONG XING	11/10/2011	Active	26	4	0	18.18%	26		2	Y		N	06/2018		
Exc Award (06/30/2017)																

Clubs Cancelled Previous Fiscal Year – Clubs Cancelled within last 12 months may be reinstated

Club Number	Club Name	Charter Date	Current Status*	Cancellation Date
107041	DALIAN GONG XUE	12/14/2009	Cancelled(6*)	03/29/2025
126837	Dalian Heping Huihua	03/07/2016	Cancelled(6*)	03/29/2025
115551	DALIAN HOU DE	11/11/2011	Cancelled(6*)	03/29/2025
133021	Dalian Juyuan	10/31/2017	Cancelled(6*)	03/29/2025
124244	Dalian Ming De	03/06/2015	Cancelled(6*)	03/29/2025
129985	Dalian Shiai Guangming	02/09/2017	Cancelled(6*)	03/29/2025
126876	Dalian Shiai Shangshan	03/09/2016	Cancelled(6*)	03/29/2025
115610	DALIAN TAI YANG	11/29/2011	Cancelled(6*)	03/29/2025
104162	DALIAN XIWANG	12/16/2008	Cancelled(6*)	03/29/2025
127004	Dalian Yulong Shiai	03/16/2016	Cancelled(6*)	03/29/2025
106651	DALIAN ZHENCHENG	09/24/2009	Cancelled(6*)	03/29/2025



Club Health Assessment for District 382 through December 2025

INTERNATIONAL

			Status							Membership					Reports				Finance		LCIF
Club Number	Club Name	Charter Date	Times in Status Quo in Past 2 Years		Current Member Count **	YTD Members Added	YTD Members Dropped	YTD Net Growth***	Member Count 1 Year Ago	Dropped Members Avg.Length of Service	Months Since Membership Update	Current Officers Reported ****	Current President Repeated Term	VP Reported *****	Last Date Reported Service (mm/yyyy)	Account Balance	YTD Donations				
124242	Dalian Zhong Ai	03/06/2015	Cancelled(7*)		09/29/2024																
126823	Dalian Zhong Cheng	02/09/2016	Cancelled(6*)		03/29/2025																
Current Total Clubs Count	YTD New Clubs Count	YTD Cancelled Clubs Count	YTD Net Club Gain	Current Total Members Count	YTD Add	YTD Drop	YTD Net Growth	YTD Net Growth %	Member Count 12 Months Ago	Average Member Count Per Club	% of Clubs with less than 20 members	% No Officer Report in 12 Months	% of Clubs with balance 90+ days	Number of Clubs in Status Quo	% Status Quo Clubs in Financial Suspension	Number of Cancelled Clubs	Average Cancelled Club Age	Members Lost Due to Cancellation	% of Clubs Cancelled for Non-Financial Reasons		
102	5	1	4	3,002	625	60	565	23.18%	2,606	29	4%	7%	0%	0	0%	1	159	0	100%		

* - P - Priority Club. Cancellation Reasons: 1-Objectives/conduct, 2-Non-active club, 5-Non-existing club, 6-Disbanding, 7-Merger, 8-Financial Suspension, 9-District/Multiple District Dues.

** Red denotes below 15 active members.

*** Red denotes 20% + loss.

**** Y - all 3 (President, Secretary, Treasurer) club officers reported, N - not all 3 reported.

***** Abbreviation: N-New, IP-Immediate Past, R-Repeat.



Club Health Assessment for District 383 through December 2025

			Status	Membership					Reports					Finance	LCIF	
Club Number	Club Name	Charter Date	Times in Status Quo in Past 2 Years	Current Member Count **	YTD Members Added	YTD Members Dropped	YTD Net Growth% ***	Member Count 1 Year Ago	Dropped Members Avg.Length of Service	Months Since Membership Update	Current Officers Reported ****	Current President Repeated Term	VP Reported *****	Last Date Reported Service (mm/yyyy)	Account Balance	YTD Donations
Clubs less than two years old																
191248	Qingdao Daze	12/04/2025	Newly Chartered	27	27	0	100.00%	0		0	Y					
157346	Qingdao Enjin	03/18/2024	Active	9	2	0	28.57%	27		5	N					
181224	Qingdao Fanxing	03/19/2025	Active	25	3	0	13.64%	0		1	Y	2	N			\$1,000.00
190003	Qingdao He Shun	09/22/2025	Active	27	27	0	100.00%	0		3	Y					
157930	Qingdao Liangzhi	05/14/2024	Active(1)	26	31	5	100.00%	30	1	3	Y					
181225	Qingdao Lianxin	03/19/2025	Active	36	7	0	24.14%	0		2	Y					
191252	Qingdao Liuquan	12/01/2025	Newly Chartered	30	30	0	100.00%	0		0	Y					
181205	Qingdao Longxiang	03/18/2025	Active	29	6	0	26.09%	0		2	Y	2	R			
188553	Qingdao Qingkui	08/25/2025	Active	29	30	1	100.00%	0	5	3	Y					
157895	Qingdao Rongyao	04/11/2024	Active	73	0	7	-8.75%	97	4	0	Y		N			\$6,000.00
188881	Qingdao Sanrenxing	09/02/2025	Active	25	25	0	100.00%	0		3	Y					
181226	Qingdao Xietong	03/19/2025	Active	18	1	2	-5.26%	0	0	4	N	2				
172339	Qingdao Yangguang	06/28/2024	Active	27	2	1	3.85%	27	4	4	Y		N			
Clubs more than two years old																
97428	CHINA QINGDAO	06/29/2006	Active	9	0	0	0.00%	9		13	N	None		04/2018		
111115	GUANGDONG YI MENG	05/18/2011	Active	52	1	0	1.96%	55		3	Y		N	10/2017		
	Exc Award (06/30/2016)															
120071	Qingdao Aixing	07/30/2013	Active	24	9	0	60.00%	19		1	N		N	11/2016		
123615	Qingdao Caihong	11/12/2014	Cancelled(6*)	0	0	1	-100.00%	3	16	6	N	None		12/2016		
	Exc Award (06/30/2016)															
131912	Qingdao Chang Hua	06/28/2017	Active	20	11	0	122.22%	19		3	N		N			\$1,000.00
130192	Qingdao Changcheng	02/23/2017	Active	23	11	0	91.67%	16		1	Y			08/2017		\$1,000.00
126598	Qingdao Chengde	01/27/2016	Active	21	3	0	16.67%	11		3	Y			09/2018		
	Exc Award (06/30/2017)															
130139	Qingdao Chuangqi	02/15/2017	Active	18	2	6	-18.18%	23	4	3	N	None				
116961	QINGDAO DAAI	05/22/2012	Active	18	0	0	0.00%	19		6	Y		N	08/2016		\$1,000.00



Club Health Assessment for District 383 through December 2025

			Status	Membership						Reports				Finance	LCIF	
Club Number	Club Name	Charter Date	Times in Status Quo in Past 2 Years	Current Member Count **	YTD Members Added	YTD Members Dropped	YTD Net Growth% ***	Member Count 1 Year Ago	Dropped Members Avg.Length of Service	Months Since Membership Update	Current Officers Reported ****	Current President Repeated Term	VP Reported *****	Last Date Reported Service (mm/yyyy)	Account Balance	YTD Donations
130175	Qingdao Derun	02/21/2017	Active	22	2	0	10.00%	11		3	Y					
119269	QINGDAO DONGLI	05/01/2013	Active	45	7	0	18.42%	45		0	Y			08/2018		\$1,000.00
	Exc Award (06/30/2016)															
127905	Qingdao Fengfan	06/15/2016	Active	18	1	0	5.88%	25		1	Y					
130176	Qingdao Fenghuang	03/01/2017	Active	34	6	0	21.43%	40		3	Y					
116962	QINGDAO GEDE	05/22/2012	Active	25	1	0	4.17%	24		4	Y		N	01/2018		
130997	Qingdao Haijun	05/19/2017	Active	23	0	1	-4.17%	20	5	4	Y		N			
131362	Qingdao Haishan	06/29/2017	Active	21	5	0	31.25%	19		4	N	None				
116660	QINGDAO HAIXING	05/16/2012	Active	13	4	0	44.44%	8		0	Y		N	04/2017		
	Exc Award (06/30/2016)															
106326	QINGDAO HAIZHIMENG	08/19/2009	Active	51	5	0	10.87%	55		3	Y		N	05/2018		
123972	Qingdao Haolinju	01/14/2015	Active	30	1	0	3.45%	40		3	Y		N	01/2018		\$1,000.00
112158	QINGDAO HE CHENG	09/08/2011	Active	10	2	0	25.00%	7		1	N			11/2012		
108345	QINGDAO HE XING	05/19/2010	Active	31	1	0	3.33%	29		3	Y		N	04/2018		\$1,000.00
	Exc Award (06/30/2016, 06/30/2017, 06/30/2024)															
106325	QINGDAO HEAI	08/19/2009	Active	24	0	0	0.00%	25		6	N		N	06/2014		
117186	QINGDAO HEHE	06/15/2012	Active	25	2	0	8.70%	24		3	Y		N	06/2014		
	Exc Award (06/30/2023)															
123974	Qingdao Hengai	01/14/2015	Active	27	8	1	35.00%	47	0	3	Y		N			
117001	QINGDAO HEPING	05/29/2012	Active	0	0	6	-100.00%	8	3	0	N	None		09/2018		
125626	Qingdao Hepingge	08/20/2015	Active	14	9	0	180.00%	14		0	Y			09/2017		
105309	QINGDAO HESHAN	04/21/2009	Active	39	8	3	14.71%	38	9	0	Y		N	07/2015		
116662	QINGDAO HEXIN	04/30/2012	Active	25	7	0	38.89%	18		0	Y		N	08/2013		
	Exc Award (06/30/2023)															
134195	Qingdao Heyuan	03/23/2018	Active	0	1	14	-100.00%	14	9	0	N	None				
	Exc Award (06/30/2023)															
122876	Qingdao Hezhen	07/31/2014	Active	22	2	1	4.76%	14	1	1	Y		N			
120074	Qingdao Hezhong	07/30/2013	Active	10	6	0	150.00%	3		4	N			04/2018		
120084	Qingdao Hongde	07/31/2013	Active	18	2	0	12.50%	15		1	Y		N	04/2017		
	Exc Award (06/30/2016)															



Club Health Assessment for District 383 through December 2025

			Status	Membership						Reports				Finance	LCIF	
Club Number	Club Name	Charter Date	Times in Status Quo in Past 2 Years	Current Member Count **	YTD Members Added	YTD Members Dropped	YTD Net Growth% ***	Member Count 1 Year Ago	Dropped Members Avg.Length of Service	Months Since Membership Update	Current Officers Reported ****	Current President Repeated Term	VP Reported *****	Last Date Reported Service (mm/yyyy)	Account Balance	YTD Donations
130177	Qingdao Hongxin	02/22/2017	Active	38	2	1	2.70%	32	5	1	Y					
125636	Qingdao Hongyangge	08/31/2015	Cancelled(6*)	0	0	0	0.00%	0		30	N	None				
120086	Qingdao Houde	07/31/2013	Cancelled(6*)	0	0	1	-100.00%	0	7	9	N	None		09/2018		
130205	Qingdao Huaxiaixiongshi	03/01/2017	Active	32	11	0	52.38%	37		1	Y		N			
Exc Award (06/30/2023)																
116964	QINGDAO HUI DE	05/23/2012	Active	19	0	0	0.00%	20		6	Y		N	09/2018		
127860	Qingdao Huoniu	06/15/2016	Active	34	2	5	-8.11%	43	5	0	Y		N	06/2019		
117077	QINGDAO JINDE	06/04/2012	Cancelled(6*)	0	0	3	-100.00%	7	10	6	N	None		09/2013		
125637	Qingdao Langya	08/31/2015	Active	25	3	0	13.64%	29		1	Y		N			
Exc Award (06/30/2023)																
117189	QINGDAO LE ZI ZAI	06/20/2012	Active	10	3	0	42.86%	12		4	Y		R	09/2012		
130173	Qingdao Lingxiu	02/23/2017	Active	34	6	1	17.24%	34	4	1	N	None				
122878	Qingdao Longxin	07/31/2014	Active	19	2	0	11.76%	17		4	Y		N			
130174	Qingdao Lushi	02/20/2017	Active	27	4	2	8.00%	25	3	3	N	None				
116973	QINGDAO MING DE	05/23/2012	Active	17	1	0	6.25%	14		3	Y		N	11/2014		
131098	Qingdao Minglang	05/25/2017	Active	4	1	0	33.33%	1		5	N	None				
123975	Qingdao Mingyuan	01/14/2015	Active	18	2	0	12.50%	25		1	N		R	11/2016		
124730	Qingdao Mudan	04/30/2015	Active	46	8	0	21.05%	37		1	Y			06/2017		
Exc Award (06/30/2023)																
117002	QINGDAO NING DE	05/29/2012	Active	22	4	0	22.22%	15		1	Y		N	03/2013		
123980	Qingdao Nuanyang	01/15/2015	Active	8	0	0	0.00%	14		6	N	None		01/2017		
131355	Qingdao Pugongying	06/19/2017	Active	24	0	0	0.00%	22		6	N	None				
123981	Qingdao Qiancheng	01/15/2015	Active	35	2	0	6.06%	32		3	Y		N	10/2017		\$1,000.00
123462	Qingdao Qihang	10/24/2014	Active	26	1	0	4.00%	26		3	N					
122879	Qingdao Qilu	07/31/2014	Active	39	3	9	-13.33%	44	4	0	N	None				\$1,000.00
Exc Award (06/30/2016, 06/30/2025)																
130149	Qingdao Qisheng	03/06/2017	Active	45	1	1	0.00%	42	10	0	Y		N			
130134	Qingdao Qishi	02/15/2017	Active	18	1	1	0.00%	15	9	4	N	None				
125623	Qingdao Qiyang	08/13/2015	Active	27	3	0	12.50%	25		2	N		R			
Exc Award (06/30/2016)																



Club Health Assessment for District 383 through December 2025

INTERNATIONAL

			Status	Membership						Reports				Finance	LCIF	
Club Number	Club Name	Charter Date	Times in Status Quo in Past 2 Years	Current Member Count **	YTD Members Added	YTD Members Dropped	YTD Net Growth% ***	Member Count 1 Year Ago	Dropped Members Avg.Length of Service	Months Since Membership Update	Current Officers Reported ****	Current President Repeated Term	VP Reported *****	Last Date Reported Service (mm/yyyy)	Account Balance	YTD Donations
135029	Qingdao Quande	06/08/2018	Active	21	3	0	16.67%	18		3	Y		N			
117040	QINGDAO SHANG AI	05/31/2012	Active	28	2	0	7.69%	23		3	N	None		12/2014		
127849	Qingdao Shangde	06/09/2016	Active	20	3	0	17.65%	21		0	Y		N	11/2016		\$1,000.00
120750	Qingdao Tongren	11/13/2013	Active	24	5	1	20.00%	25	13	2	N	None		10/2017		\$2,000.00
Exc Award (06/30/2017)																
116971	QINGDAO XINDE	05/23/2012	Active	25	1	0	4.17%	24		3	N	None		09/2014		
125624	Qingdao Xingzhi	08/13/2015	Active	13	0	0	0.00%	9		6	N	None		01/2017		
106221	QINGDAO XIWANG	08/07/2009	Active	15	4	0	36.36%	14		0	Y		N	07/2015		
120850	Qingdao Xuri	12/02/2013	Cancelled(6*)	0	0	1	-100.00%	1	12	54	N	None		06/2014		
125629	Qingdao Yangfan	08/14/2015	Active	19	3	0	18.75%	15		1	Y		N	01/2017		
130631	Qingdao Yicheng	04/06/2017	Active	20	3	0	17.65%	8		1	Y		N			
131424	Qingdao Yinghuochong	06/21/2017	Active	15	0	0	0.00%	14		8	N	None				
106216	QINGDAO YOUAI	08/07/2009	Active	20	4	0	25.00%	17		4	Y		N	06/2014		
131007	Qingdao YuHua	05/22/2017	Active	29	6	0	26.09%	28		4	Y		N			
106317	QINGDAO ZHIYUAN	08/19/2009	Active	19	4	0	26.67%	12		1	Y		N	02/2014		


Clubs Cancelled Previous Fiscal Year – Clubs Cancelled within last 12 months may be reinstated

Club Number	Club Name	Charter Date	Current Status*	Cancellation Date
117076	QINGDAO HEXINQD	06/04/2012	Cancelled(6*)	03/29/2025
131790	Qingdao HexinQD-3	06/29/2017	Cancelled(6*)	03/29/2025
123973	Qingdao Heyang	01/14/2015	Cancelled(6*)	03/29/2025
118388	QINGDAO JUFU	11/29/2012	Cancelled(6*)	03/29/2025
131421	Qingdao Shanhang	06/21/2017	Cancelled(6*)	03/29/2025
130208	Qingdao Tiansheng	02/23/2017	Cancelled(6*)	03/29/2025

Current Total Clubs Count	YTD New Clubs Count	YTD Cancelled Clubs Count	YTD Net Club Gain	Current Total Members Count	YTD Add	YTD Drop	YTD Net Growth	YTD Net Growth %	Member Count 12 Months Ago	Average Member Count Per Club	% of Clubs with less than 20 members	% No Officer Report in 12 Months	% of Clubs with balance 90+ days	Number of Clubs in Status Quo	% Status Quo Clubs in Financial Suspension	Number of Cancelled Clubs	Average Cancelled Club Age	Members Lost Due to Cancellation	% of Clubs Cancelled for Non-Financial Reasons
79	5	5	0	1,928	406	75	331	20.73%	1,695	24	33%	19%	0%	0	0%	5	24	6	100%



Club Health Assessment for District 383 through December 2025

																
Club Number	Club Name	Charter Date	Status	Membership					Reports				Finance	LCIF		
			Times in Status Quo in Past 2 Years	Current Member Count **	YTD Members Added	YTD Members Dropped	YTD Net Growth% ***	Member Count 1 Year Ago	Dropped Members Avg.Length of Service	Months Since Membership Update	Current Officers Reported ****	Current President Repeated Term	VP Reported *****	Last Date Reported Service (mm/yyyy)	Account Balance	YTD Donations

* - P - Priority Club. Cancellation Reasons: 1-Objectives/conduct, 2-Non-active club, 5-Non-existing club, 6-Disbanding, 7-Merger, 8-Financial Suspension, 9-District/Multiple District Dues.

** Red denotes below 15 active members.

*** Red denotes 20% + loss.

**** Y - all 3 (President, Secretary, Treasurer) club officers reported, N - not all 3 reported.

***** Abbreviation: N-New, IP-Immediate Past, R-Repeat.



Club Health Assessment for District 385 through December 2025

			Status	Membership						Reports				Finance	LCIF	
Club Number	Club Name	Charter Date	Times in Status Quo in Past 2 Years	Current Member Count **	YTD Members Added	YTD Members Dropped	YTD Net Growth% ***	Member Count 1 Year Ago	Dropped Members Avg.Length of Service	Months Since Membership Update	Current Officers Reported ****	Current President Repeated Term	VP Reported *****	Last Date Reported Service (mm/yyyy)	Account Balance	YTD Donations
Clubs less than two years old																
190529	Beijing Enjoy	11/24/2025	Newly Chartered	26	26	0	100.00%	0		1	N					
157254	Beijing 2nd Qinhuang	01/25/2024	Active	20	4	6	-9.09%	21	1	4	N	None				
172058	Beijing 3nd Qinhuang	06/26/2024	Active	21	4	11	-25.00%	27	1	3	N	None				\$1,000.00
157257	Beijing Chongfeng	01/25/2024	Active	19	3	4	-5.00%	26	1	4	N	None				\$1,000.00
181884	Beijing Extraordinary	07/21/2025	Active	27	27	0	100.00%	0		4	Y		N			
181880	Beijing Four Seasons	07/24/2025	Active	31	31	0	100.00%	0		4	Y					\$3,000.00
181875	Beijing Glowworm	07/21/2025	Active	29	29	0	100.00%	0		1	Y					
157231	Beijing Haijin	01/30/2024	Active	14	2	15	-48.15%	27	1	4	N	None				
181355	Beijing Heritage	07/24/2025	Active	29	30	1	100.00%	0	0	2	Y		N			\$1,000.00
181883	Beijing Jiang Xiao Ai	07/23/2025	Active	32	32	0	100.00%	0		3	Y		N			
181353	Beijing Launching	04/28/2025	Active	24	2	3	-4.00%	0	0	4	N	None				\$1,000.00
157232	Beijing Leyuan	01/30/2024	Active	24	3	1	9.09%	29	1	2	N	None				\$2,000.00
181877	Beijing Mountain-Sea Service	07/24/2025	Active	31	31	0	100.00%	0		3	Y					
181352	Beijing Preserving Harmony	07/25/2025	Active	30	31	1	100.00%	0	0	0	Y		N			
181354	Beijing Shiyou	07/24/2025	Active	23	28	5	100.00%	0	0	4	Y		N			
181886	Beijing Yangtze Philanthropy	06/16/2025	Active	29	5	1	16.00%	0	0	3	N	2				\$13,000.00
181885	Xinle	07/21/2025	Active	26	27	1	100.00%	0	10	3	N					
Clubs more than two years old																
125224	Beijing 2nd Jingwei	07/28/2015	Active	25	3	1	8.70%	27	8	0	N	None		02/2022		
116434	BEIJING 2ND LI CHENG	03/27/2012	Active	25	0	0	0.00%	26		6	N	None		03/2022		
	Exc Award (06/30/2021)															
107628	BEIJING AI YUE	02/22/2010	Active	27	4	8	-12.90%	31	9	2	N	None		01/2022		\$1,000.00
	Exc Award (06/30/2019)															
136109	Beijing Aisheng	08/01/2018	Active	32	7	3	14.29%	27	4	4	N	None		01/2022		
133220	Beijing Aixing	11/30/2017	Active	36	3	2	2.86%	33	8	3	N	None		01/2022		\$1,000.00
	Exc Award (06/30/2021, 06/30/2022, 06/30/2025)															



Club Health Assessment for District 385 through December 2025

			Status	Membership						Reports				Finance	LCIF	
Club Number	Club Name	Charter Date	Times in Status Quo in Past 2 Years	Current Member Count **	YTD Members Added	YTD Members Dropped	YTD Net Growth% ***	Member Count 1 Year Ago	Dropped Members Avg.Length of Service	Months Since Membership Update	Current Officers Reported ****	Current President Repeated Term	VP Reported *****	Last Date Reported Service (mm/yyyy)	Account Balance	YTD Donations
116366	BEIJING BO AI	03/21/2012	Active	26	3	7	-13.33%	28	4	3	N	None		01/2022		
	Exc Award (06/30/2023, 06/30/2025)															
117085	BEIJING BO YA	06/04/2012	Active	46	2	1	2.22%	46	10	1	N	None		04/2022		\$2,000.00
	Exc Award (06/30/2023, 06/30/2024, 06/30/2025)															
124065	Beijing Bohai	01/26/2015	Active	21	2	0	10.53%	19		2	N	None		01/2022		
106447	BEIJING CENTURY	08/31/2009	Active	25	1	1	0.00%	28	4	4	N	None		03/2022		
	Exc Award (06/30/2016, 06/30/2024)															
126822	Beijing Chang An	02/09/2016	Active	24	8	0	50.00%	16		1	N	None		02/2022		\$1,000.00
	Exc Award (06/30/2016, 06/30/2019, 06/30/2021)															
110830	BEIJING CHAO YANG	04/13/2011	Active	37	0	3	-7.50%	39	6	5	N	None		04/2022		
	Exc Award (06/30/2016)															
129573	Beijing Cheerful Service	12/14/2016	Active	35	3	0	9.38%	29		3	N	None		03/2022		
	Exc Award (06/30/2024, 06/30/2025)															
131308	Beijing Chunhui	06/21/2017	Active	34	2	2	0.00%	36	6	3	N	None		04/2022		\$2,000.00
	Exc Award (06/30/2021, 06/30/2023)															
122450	Beijing Dandelion	06/11/2014	Active	27	0	0	0.00%	27		6	N	None		03/2022		\$1,000.00
	Exc Award (06/30/2024)															
107627	BEIJING EXPLORATION	02/22/2010	Active	18	6	4	12.50%	16	8	0	N	None		11/2017		\$1,100.00
119282	BEIJING FRIENDSHIP	05/02/2013	Active	36	1	0	2.86%	35		1	N	None		05/2022		\$1,000.00
	Exc Award (06/30/2016, 06/30/2023, 06/30/2024)															
103935	BEIJING GUANGHUA	11/07/2008	Active	26	1	0	4.00%	27		4	N	None		02/2022		
121221	Beijing Haihe	01/23/2014	Active	24	0	0	0.00%	26		6	N	None		03/2022		
124066	Beijing Haitian	01/26/2015	Active	22	1	5	-15.38%	25	6	4	N	None		02/2022		
112076	BEIJING HONG YE	08/19/2011	Active	28	3	0	12.00%	25		4	N	None		04/2022		\$1,000.00
	Exc Award (06/30/2024)															
127758	Beijing Hongde	06/03/2016	Active	26	4	7	-10.34%	29	4	3	N	None		05/2022		
	Exc Award (06/30/2021)															
98203	BEIJING HOPE	12/22/2006	Active	23	2	2	0.00%	22	6	1	N	None		03/2022		
133766	Beijing Huanying	01/29/2018	Active	27	1	9	-22.86%	30	2	2	N	None		05/2018		
	Exc Award (06/30/2024)															



Club Health Assessment for District 385 through December 2025

			Status	Membership						Reports				Finance	LCIF	
Club Number	Club Name	Charter Date	Times in Status Quo in Past 2 Years	Current Member Count **	YTD Members Added	YTD Members Dropped	YTD Net Growth% ***	Member Count 1 Year Ago	Dropped Members Avg.Length of Service	Months Since Membership Update	Current Officers Reported ****	Current President Repeated Term	VP Reported *****	Last Date Reported Service (mm/yyyy)	Account Balance	YTD Donations
122585	Beijing Hummingbird	06/20/2014	Active	37	1	0	2.78%	30		2	N	None		02/2022		\$2,000.00
	Exc Award (06/30/2023, 06/30/2024, 06/30/2025)															
116425	BEIJING JIA YING	03/26/2012	Active	28	3	4	-3.45%	30	3	2	N	None		02/2022		
	Exc Award (06/30/2023, 06/30/2025)															
110803	BEIJING JING HUA	04/13/2011	Active	24	6	14	-25.00%	32	4	2	N	None		10/2017		
	Exc Award (06/30/2024)															
120441	Beijing Jing Rui	09/30/2013	Active	20	0	0	0.00%	26		6	N	None		01/2022		\$50,000.00
116422	BEIJING JING YING HUI	03/26/2012	Active	21	1	6	-19.23%	27	4	2	N	None		04/2022		\$1,000.00
	Exc Award (06/30/2021, 06/30/2025)															
124067	Beijing Jingwei	01/26/2015	Active	37	10	4	19.35%	30	2	1	N	None		03/2018		\$1,000.00
	Exc Award (06/30/2024, 06/30/2025)															
123621	Beijing Kindcare	11/12/2014	Active	19	1	8	-26.92%	27	2	4	N	None		01/2022		
	Exc Award (06/30/2024)															
127703	Beijing Knowledge Base	05/24/2016	Active	6	2	0	50.00%	2		4	N	None		01/2022		
107613	BEIJING KUAI LE 100	02/19/2010	Active	40	9	0	29.03%	32		1	N	None		03/2022		
117181	BEIJING LAN TIAN	06/29/2012	Active	41	0	2	-4.65%	48	10	5	N	None		03/2022		\$2,000.00
	Exc Award (06/30/2016, 06/30/2023, 06/30/2024)															
107615	BEIJING LE XIN	02/19/2010	Active	26	1	3	-7.14%	35	5	4	N	None		04/2022		
	Exc Award (06/30/2016, 06/30/2021, 06/30/2023, 06/30/2024)															
112065	BEIJING LI CHENG	08/17/2011	Active	37	2	2	0.00%	35	5	1	N	None		04/2022		
	Exc Award (06/30/2016, 06/30/2021, 06/30/2023, 06/30/2024, 06/30/2025)															
120068	Beijing Long Ai	07/30/2013	Active	20	0	8	-28.57%	28	2	5	N	None		02/2022		\$1,000.00
	Exc Award (06/30/2016)															
122948	Beijing Lotus	08/15/2014	Active	19	0	2	-9.52%	24	9	5	N	None		08/2018		
129721	Beijing Mengfeixiang	01/16/2017	Active	21	2	3	-4.55%	21	2	3	N	None		12/2018		
128690	Beijing Mengxiang	08/24/2016	Active	27	4	7	-10.00%	30	4	1	N	None		04/2022		\$1,000.00
	Exc Award (06/30/2025)															
121222	Beijing Nengliang	01/23/2014	Active	30	2	0	7.14%	26		4	N	None		05/2018		\$3,000.00
	Exc Award (06/30/2025)															
127638	Beijing New Beginning	05/26/2016	Active	30	2	0	7.14%	25		4	N	None		03/2022		



Club Health Assessment for District 385 through December 2025

			Status	Membership						Reports				Finance	LCIF	
Club Number	Club Name	Charter Date	Times in Status Quo in Past 2 Years	Current Member Count **	YTD Members Added	YTD Members Dropped	YTD Net Growth% ***	Member Count 1 Year Ago	Dropped Members Avg.Length of Service	Months Since Membership Update	Current Officers Reported ****	Current President Repeated Term	VP Reported *****	Last Date Reported Service (mm/yyyy)	Account Balance	YTD Donations
Exc Award (06/30/2025)			Active	28	0	0	0.00%	18		9	N	None		03/2022		
121223	Beijing Nianjing	01/23/2014														
Exc Award (06/30/2025)			Active	34	3	8	-12.82%	37	5	1	N	None		01/2022		\$5,000.00
122583	Beijing Pangu	06/20/2014														
Exc Award (06/30/2022, 06/30/2023, 06/30/2024, 06/30/2025)			Active	32	5	5	0.00%	31	5	0	N	None		02/2022		\$1,000.00
119425	BEIJING PIONEER	05/21/2013														
Exc Award (06/30/2023, 06/30/2025)			Active	11	1	3	-15.38%	13	5	2	N	None		03/2022		
116456	BEIJING QING TING	03/28/2012														
			Active	29	0	3	-9.38%	27	3	2	N	None		03/2022		\$2,000.00
125209	Beijing Qinhuang	07/28/2015														
Exc Award (06/30/2023, 06/30/2025)			Active	26	1	0	4.00%	25		1	N	None		04/2022		\$20,000.00
106327	BEIJING RENDA	08/20/2009														
Exc Award (06/30/2022, 06/30/2023)			Active	28	4	1	12.00%	18	5	3	N	None		03/2022		
123394	Beijing Shanyuan	10/16/2014														
			Active	26	2	2	0.00%	25	7	4	N	None		09/2017		
116458	BEIJING SHEN REN	03/28/2012														
			Active	34	6	1	17.24%	37	2	0	N	None		03/2022		\$3,000.00
116368	BEIJING SHI YOU	03/21/2012														
Exc Award (06/30/2016, 06/30/2024)			Active	21	0	6	-22.22%	25	4	5	N	None		01/2022		
123822	Beijing Shunyi	12/17/2014														
Exc Award (06/30/2023)			Active	29	4	0	16.00%	19		1	N	None		04/2018		
129891	Beijing Sichuang	01/24/2017														
			Active	11	0	5	-31.25%	16	3	5	N	None		02/2022		
121226	Beijing Star	01/24/2014														
Exc Award (06/30/2016)			Active	34	3	0	9.68%	30		3	N	None		01/2022		\$1,000.00
122473	Beijing Sunshine	06/13/2014														
			Active	38	9	6	8.57%	36	9	0	N	None		02/2022		
116460	BEIJING TAI HE	03/28/2012														
Exc Award (06/30/2016, 06/30/2023, 06/30/2024)			Cancelled(6*)	0	0	0	0.00%	9		6	N	None		11/2018		
107624	BEIJING TIAN SHI	02/19/2010														
			Active	21	5	7	-8.70%	23	5	4	N	None		01/2022		
116389	BEIJING TONG DE	04/10/2012														
Exc Award (06/30/2023)			Active	25	3	2	4.17%	24	6	4	N	None		03/2022		
116435	BEIJING TONGYUAN	03/27/2012														
			Active	19	6	11	-20.83%	24	4	1	N	None		03/2022		
107614	BEIJING U JIA	02/19/2010														
Exc Award (06/30/2022)			Active	30	0	0	0.00%	29		5	N	None		05/2022		\$2,000.00
98204	BEIJING XIANGSHAN	12/22/2006														



Club Health Assessment for District 385 through December 2025


			Status	Membership					Reports				Finance	LCIF		
Club Number	Club Name	Charter Date	Times in Status Quo in Past 2 Years	Current Member Count **	YTD Members Added	YTD Members Dropped	YTD Net Growth% ***	Member Count 1 Year Ago	Dropped Members Avg.Length of Service	Months Since Membership Update	Current Officers Reported ****	Current President Repeated Term	VP Reported *****	Last Date Reported Service (mm/yyyy)	Account Balance	YTD Donations
Exc Award (06/30/2016, 06/30/2021, 06/30/2023, 06/30/2025)																
107675	BEIJING XIE SHOU	02/24/2010	Active	32	9	0	39.13%	21		1	N	None		04/2022		
Exc Award (06/30/2017)																
131194	Beijing Xinjiu	06/07/2017	Active	10	1	15	-58.33%	24	3	3	N	None		01/2022		
112067	BEIJING YONG HENG	08/22/2011	Active	27	1	0	3.85%	30		5	N	None		02/2022		
125225	Beijing Youth Philanthropy	07/28/2015	Active	15	0	1	-6.25%	16	18	5	N	None		09/2021		
130681	Beijing Yu Quan	04/19/2017	Active	9	0	0	0.00%	12		6	N	None		02/2022		
107704	BEIJING YUAN MENG	03/03/2010	Active	60	0	5	-7.69%	62	9	5	N	None		03/2022		\$2,000.00
Exc Award (06/30/2016, 06/30/2017, 06/30/2019, 06/30/2021, 06/30/2025)																
129090	Beijing Yuexing	10/03/2016	Active	9	0	8	-47.06%	17	5	5	N	None		01/2022		
130562	Beijing Zheng Nian	03/28/2017	Active	19	1	0	5.56%	20		3	N	None				\$2,000.00
116465	BEIJING ZHI QUAN	03/29/2012	Active	21	0	4	-16.00%	22	6	5	N	None		01/2022		
116464	BEIJING ZHI YUAN	03/29/2012	Active	32	2	0	6.67%	34		1	N	None		01/2022		
136124	Beijing Zhilian	08/01/2018	Active	13	5	6	-7.14%	13	6	0	N	None		02/2022		
129719	Beijing ZhiYin	01/06/2017	Active	15	0	2	-11.76%	27	5	6	N	None		03/2022	90+ Days	
107612	BEIJING ZI QIANG	02/19/2010	Active	25	0	0	0.00%	25		16	N	None		03/2018		
89240	CHINA BEIJING	09/08/2005	Active	39	4	0	11.43%	34		0	N	None		04/2022		\$1,000.00
Exc Award (06/30/2016, 06/30/2023, 06/30/2025)																

Clubs Cancelled Previous Fiscal Year – Clubs Cancelled within last 12 months may be reinstated

Club Number	Club Name	Charter Date	Current Status*	Cancellation Date
131203	Beijing Ant	06/08/2017	Cancelled(6*)	03/29/2025
131195	Beijing Bai Nian	06/07/2017	Cancelled(6*)	03/29/2025
117084	BEIJING BAIHE	06/04/2012	Cancelled(6*)	03/29/2025
136128	Beijing Boshi	08/01/2018	Cancelled(6*)	03/29/2025
130417	Beijing Wanhe	03/16/2017	Cancelled(6*)	03/29/2025



Club Health Assessment for District 385 through December 2025

<div>International Club of Presidents</div>						Status		Membership					Reports				Finance		LCIF	
						Times in Status Quo in Past 2 Years		Current Member Count **	YTD Members Added	YTD Members Dropped	YTD Net Growth***	Member Count 1 Year Ago	Dropped Members Avg.Length of Service	Months Since Membership Update	Current Officers Reported ****	Current President Repeated Term	VP Reported *****	Last Date Reported Service (mm/yyyy)	Account Balance	YTD Donations
Club Number	Club Name		Charter Date																	
Current Total Clubs Count	YTD New Clubs Count	YTD Cancelled Clubs Count	YTD Net Club Gain	Current Total Members Count	YTD Add	YTD Drop	YTD Net Growth %	Member Count 12 Months Ago	Average Member Count Per Club	% of Clubs with less than 20 members	% No Officer Report in 12 Months	% of Clubs with balance 90+ days	Number of Clubs in Status Quo	% Status Quo Clubs in Financial Suspension	Number of Cancelled Clubs	Average Cancelled Club Age	Members Lost Due to Cancellation	% of Clubs Cancelled for Non-Financial Reasons		
90	10	1	9	2,370	493	268	225	10.49%	2,108	26	18%	87%	1%	0	0%	1	59	0	100%	

* - P - Priority Club. Cancellation Reasons: 1-Objectives/conduct, 2-Non-active club, 5-Non-existing club, 6-Disbanding, 7-Merger, 8-Financial Suspension, 9-District/Multiple District Dues.

** Red denotes below 15 active members.

*** Red denotes 20% + loss.

**** Y - all 3 (President, Secretary, Treasurer) club officers reported, N - not all 3 reported.

***** Abbreviation: N-New, IP-Immediate Past, R-Repeat.



Club Health Assessment for District 386 through December 2025

			Status	Membership					Reports				Finance		LCIF	
Club Number	Club Name	Charter Date	Times in Status Quo in Past 2 Years	Current Member Count **	YTD Members Added	YTD Members Dropped	YTD Net Growth% ***	Member Count 1 Year Ago	Dropped Members Avg.Length of Service	Months Since Membership Update	Current Officers Reported ****	Current President Repeated Term	VP Reported *****	Last Date Reported Service (mm/yyyy)	Account Balance	YTD Donations
Clubs less than two years old																
157174	Zhejiang Dong Ou	06/13/2024	Active	37	6	0	19.35%	30		1	N	3	R			
179539	Zhejiang Gang Cheng	03/20/2025	Active	34	9	2	25.93%	0	1	0	Y	2	N			
189050	Zhejiang He Yi	09/09/2025	Active	30	30	0	100.00%	0		0	Y		N			
179182	Zhejiang Hua Shi	12/27/2024	Active	25	0	0	0.00%	29		6	Y	2	R			
177958	Zhejiang Hui Shi	12/27/2024	Active	27	5	0	22.73%	25		0	Y		N			
190810	Zhejiang Jiu Hua	11/24/2025	Newly Chartered	32	32	0	100.00%	0		0	Y		N			
181189	Zhejiang Le Shi	03/20/2025	Active	36	10	0	38.46%	0		0	Y	2	R			
179185	Zhejiang Li Zhou	03/20/2025	Active	37	1	0	2.78%	0		4	Y		N			
157710	Zhejiang Nan Lei	06/28/2024	Active	29	1	0	3.57%	31		4	Y		N			
181237	Zhejiang Ping Shan	03/18/2025	Active	33	7	1	22.22%	0	0	0	Y	2	R			
190080	Zhejiang Qian Jiang Yuan	12/11/2025	Newly Chartered	28	28	0	100.00%	0		0	Y		N			
178244	Zhejiang Shen Jia	12/10/2024	Active	26	6	0	30.00%	26		0	Y	3	N			
179706	Zhejiang Silk Capital	03/20/2025	Active	36	11	0	44.00%	0		0	N	None				
157049	Zhejiang Tai He	01/22/2024	Active	21	4	0	23.53%	25		2	N		N			\$1,000.00
179181	Zhejiang Tong Hui	12/27/2024	Active	22	0	0	0.00%	30		6	N	2	R			
179540	Zhejiang Tong Xin Yuan	03/10/2025	Active	33	5	0	17.86%	0		0	Y		R			
179541	Zhejiang Wu Chuan	12/27/2024	Active	27	3	1	8.00%	26	9	0	Y		N			
188594	Zhejiang Xian Shi	09/09/2025	Active	28	28	0	100.00%	0		3	Y		N			
178245	Zhejiang Xu Shi	01/02/2025	Active	30	4	0	15.38%	0		2	Y		N			
179542	Zhejiang Zheng Xin Wei Xiao	03/20/2025	Active	27	1	0	3.85%	0		1	Y		N			
Clubs more than two years old																
118002	ZHEJIANG AI XIN	10/12/2012	Active	29	5	1	16.00%	29	10	1	Y		N	08/2016		
124989	Zhejiang Ao Shui	06/16/2015	Active	52	2	0	4.00%	50		4	Y		N	02/2019		
Exc Award (06/03/2018, 06/30/2022)																
115162	ZHEJIANG BA YONG	09/26/2011	Active	35	4	4	0.00%	35	7	0	Y		N	11/2016		
Exc Award (06/30/2017)																



Club Health Assessment for District 386 through December 2025

			Status	Membership						Reports				Finance	LCIF	
Club Number	Club Name	Charter Date	Times in Status Quo in Past 2 Years	Current Member Count **	YTD Members Added	YTD Members Dropped	YTD Net Growth% ***	Member Count 1 Year Ago	Dropped Members Avg.Length of Service	Months Since Membership Update	Current Officers Reported ****	Current President Repeated Term	VP Reported *****	Last Date Reported Service (mm/yyyy)	Account Balance	YTD Donations
126860	Zhejiang Bai He	02/15/2016	Active	28	4	1	12.00%	26	4	2	Y		N	01/2019		\$1,000.00
	Exc Award (06/30/2024)															
130513	Zhejiang Bai Lu	03/22/2017	Cancelled(6*)	0	0	2	-100.00%	2	7	6	N	None				
115945	ZHEJIANG BANRUO	01/27/2012	Cancelled(6*)	0	0	0	0.00%	11		6	N	None		12/2016		
110173	ZHEJIANG BLUE SKY	01/26/2011	Active	22	2	0	10.00%	20		4	Y		N	07/2017		
130827	Zhejiang Chao Yue	04/28/2017	Active	32	4	1	10.34%	30	3	0	Y		N	08/2017		
	Exc Award (06/30/2018)															
119256	ZHEJIANG CHUAN QI	04/29/2013	Active	40	0	0	0.00%	43		5	Y		N	08/2017		
	Exc Award (06/30/2016, 06/30/2017, 06/30/2018)															
127439	Zhejiang Ci Hang	05/03/2016	Active	20	6	0	42.86%	20		0	Y		N	01/2019		
	Exc Award (06/30/2017)															
112084	ZHEJIANG DAAI	08/24/2011	Active	30	1	0	3.45%	28		3	Y		N	10/2016		
	Exc Award (06/30/2017)															
121179	Zhejiang Da Yu	01/21/2014	Active	18	6	0	50.00%	13		0	N	None		04/2016		
129723	Zhejiang Dong Fang Chen Xi	12/29/2016	Active	36	1	0	2.86%	34		1	Y		N	11/2020		
118700	ZHEJIANG DONG FANG CI MING	01/31/2013	Active	29	1	2	-3.33%	29	9	3	Y		N	01/2019		
	Exc Award (06/30/2023)															
127480	Zhejiang Dong Fang Hong	05/06/2016	Active	28	6	1	21.74%	27	0	0	Y		N	01/2019		
120504	Zhejiang Dong Fang Ming Zhu	10/08/2013	Active	34	4	0	13.33%	31		3	Y		N	12/2018		
	Exc Award (06/30/2017)															
128599	Zhejiang Dong Fang Shi Cheng	08/15/2016	Active	29	3	1	7.41%	28	11	0	Y		N			\$1,000.00
110903	ZHEJIANG DONG FANG YANG GUANG	04/26/2011	Active	26	3	0	13.04%	23		2	Y		N	01/2016		
	Exc Award (06/30/2016, 06/30/2017)															
121284	Zhejiang Dong Hai	01/29/2014	Active	31	3	0	10.71%	30		1	Y		N	10/2016		
107729	ZHEJIANG DREAM ACHIEVEMENT	03/08/2010	Active	25	3	1	8.70%	27	2	4	Y		N	07/2016		
117654	ZHEJIANG FENG XIAN	08/14/2012	Active	37	2	0	5.71%	34		1	Y		N	01/2019		
156101	Zhejiang Four-leaf Clover	10/20/2023	Active	29	1	0	3.57%	29		3	Y		N			
	Exc Award (06/30/2024)															
130013	Zhejiang Fu Yuan	02/13/2017	Active	18	1	0	5.88%	18		1	Y		R	01/2019		



Club Health Assessment for District 386 through December 2025

			Status	Membership						Reports				Finance	LCIF	
Club Number	Club Name	Charter Date	Times in Status Quo in Past 2 Years	Current Member Count **	YTD Members Added	YTD Members Dropped	YTD Net Growth% ***	Member Count 1 Year Ago	Dropped Members Avg.Length of Service	Months Since Membership Update	Current Officers Reported ****	Current President Repeated Term	VP Reported *****	Last Date Reported Service (mm/yyyy)	Account Balance	YTD Donations
112083	ZHEJIANG GAO XIN	08/24/2011	Active	32	7	0	28.00%	31		2	Y		N	12/2018		
	Exc Award (06/30/2018, 06/30/2021)															
123671	Zhejiang Golf	11/20/2014	Active	38	3	0	8.57%	32		1	Y		N	01/2019		\$1,000.00
	Exc Award (06/30/2017, 06/30/2018, 06/30/2023)															
112032	ZHEJIANG GREEN VALLEY	08/10/2011	Active	37	9	0	32.14%	29		3	Y		N	11/2015		
110229	ZHEJIANG GROUP VOLUNTEER TEAM	01/27/2011	Active	50	5	0	11.11%	44		0	N		N	01/2016		
	Exc Award (06/30/2016, 06/30/2017, 06/30/2022, 06/30/2023)															
124347	Zhejiang Gu Yue	04/08/2015	Cancelled(6*)	0	0	1	-100.00%	1	12	18	N	None				
123401	Zhejiang Guang Ming	10/16/2014	Active	30	3	0	11.11%	32		3	Y		N			
	Exc Award (06/30/2018)															
129586	Zhejiang Hai Hang	12/14/2016	Active	38	7	0	22.58%	32		0	Y		N			
128600	Zhejiang Hai Liang	08/17/2016	Active	35	10	0	40.00%	28		0	Y		N	12/2018		
	Exc Award (06/30/2018)															
126836	Zhejiang Hai Men	02/11/2016	Active	34	1	0	3.03%	37		0	Y		N	01/2019		
	Exc Award (06/30/2018, 06/30/2023, 06/30/2024)															
127787	Zhejiang Hai Shi	06/10/2016	Active	32	2	0	6.67%	30		2	Y		N	12/2016		
119255	ZHEJIANG HE MU	04/29/2013	Active	26	3	0	13.04%	28		1	Y		R	07/2017		
	Exc Award (06/30/2017)															
116716	ZHEJIANG HONG XIN	05/03/2012	Cancelled(6*)	0	0	0	0.00%	0		47	N	None		11/2016		
130525	Zhejiang Hong Yuan	03/22/2017	Active	38	9	0	31.03%	31		0	Y		N	07/2017		
	Exc Award (06/30/2018)															
119254	ZHEJIANG HUI RUN	04/29/2013	Active	58	0	0	0.00%	58		12	Y		N	12/2016		
	Exc Award (06/30/2024)															
110549	ZHEJIANG JI XIANG	03/10/2011	Active	28	6	0	27.27%	26		2	Y		N	01/2017		
124992	Zhejiang Jia He	06/16/2015	Active	26	1	3	-7.14%	32	5	0	Y		N	09/2016		
	Exc Award (06/30/2022)															
128601	Zhejiang Jian Ci	08/12/2016	Active	26	9	0	52.94%	20		3	Y		N	01/2019		
111704	ZHEJIANG JIAN HU	07/28/2011	Active	36	3	2	2.86%	30	10	0	Y		N	01/2019		
127660	Zhejiang Jiang Nan	05/31/2016	Active	23	4	1	15.00%	25	0	0	Y		N	12/2016		



Club Health Assessment for District 386 through December 2025

			Status	Membership						Reports				Finance	LCIF	
Club Number	Club Name	Charter Date	Times in Status Quo in Past 2 Years	Current Member Count **	YTD Members Added	YTD Members Dropped	YTD Net Growth% ***	Member Count 1 Year Ago	Dropped Members Avg.Length of Service	Months Since Membership Update	Current Officers Reported ****	Current President Repeated Term	VP Reported *****	Last Date Reported Service (mm/yyyy)	Account Balance	YTD Donations
110552	ZHEJIANG JIU SHI	03/11/2011	Active	15	10	0	200.00%	10		0	N	None		10/2015		
117653	ZHEJIANG KYLIN	08/14/2012	Active	33	2	1	3.13%	36	10	1	Y		N	07/2017		
	Exc Award (06/30/2016, 06/30/2017)															
127546	Zhejiang Lan Meng	05/24/2016	Active	41	2	0	5.13%	40		3	Y		N	11/2016		
	Exc Award (06/30/2017)															
129546	Zhejiang Lan Shi	12/05/2016	Active	23	1	0	4.55%	25		3	Y		N			\$1,000.00
118702	ZHEJIANG LIAN HE	01/31/2013	Active	27	2	0	8.00%	27		3	Y		N	12/2018		
130457	Zhejiang Liao Yuan	03/16/2017	Active	26	7	0	36.84%	23		2	Y		N			
124019	Zhejiang Ling Jiang	01/20/2015	Active	32	3	2	3.23%	33	0	0	Y		N	11/2017		\$1,000.00
	Exc Award (06/30/2018)															
125646	Zhejiang Liu Dao	08/17/2015	Active	36	2	0	5.88%	35		3	Y		N	01/2017		
121603	Zhejiang Liu He	03/17/2014	Active	31	5	0	19.23%	28		1	Y		N	12/2018		
	Exc Award (06/30/2017)															
126211	Zhejiang Long Cheng	11/16/2015	Active	33	3	2	3.13%	35	4	4	Y		N	07/2017		
	Exc Award (06/30/2017, 06/30/2022)															
129588	Zhejiang Long Feng	12/14/2016	Active	3	0	10	-76.92%	20	6	1	N	None				
129255	Zhejiang Long Xing Zhe	11/14/2016	Active	36	1	0	2.86%	35		4	Y		N	01/2019		
112031	ZHEJIANG LONG ZHI DUI	08/08/2011	Active	43	1	0	2.38%	40		4	Y		N	01/2019		
	Exc Award (06/30/2017, 06/30/2021, 06/30/2023)															
124990	Zhejiang Mei Du	06/16/2015	Active	31	8	0	34.78%	22		3	Y		N			
124061	Zhejiang Mei Gao	01/26/2015	Active	28	2	0	7.69%	28		3	Y		N	08/2017		
116719	ZHEJIANG MEI HAO	05/03/2012	Active	26	4	0	18.18%	28		0	Y		N	01/2019		
	Exc Award (06/30/2016, 06/30/2017)															
111702	ZHEJIANG MEI XIN	07/28/2011	Active	21	3	1	10.53%	22	13	1	Y		N	12/2014		
115985	ZHEJIANG MEIDE	02/01/2012	Active	25	4	0	19.05%	30		3	Y		N	11/2016		
	Exc Award (06/30/2017)															
120156	Zhejiang Min Xin	08/15/2013	Active	35	6	0	20.69%	28		2	Y		N			
117182	ZHEJIANG MING DE	06/15/2012	Active	26	3	0	13.04%	33		2	Y		N	11/2016		
	Exc Award (06/30/2022, 06/30/2023, 06/30/2024)															
121744	Zhejiang Ming Zhou	03/31/2014	Active	35	2	0	6.06%	32		1	Y		N	12/2016		



Club Health Assessment for District 386 through December 2025

			Status	Membership						Reports				Finance	LCIF	
Club Number	Club Name	Charter Date	Times in Status Quo in Past 2 Years	Current Member Count **	YTD Members Added	YTD Members Dropped	YTD Net Growth% ***	Member Count 1 Year Ago	Dropped Members Avg.Length of Service	Months Since Membership Update	Current Officers Reported ****	Current President Repeated Term	VP Reported *****	Last Date Reported Service (mm/yyyy)	Account Balance	YTD Donations
Exc Award (06/30/2016)			Active	37	0	0	0.00%	40		6	Y		N	08/2017		
107730	ZHEJIANG MINGYUE	03/08/2010														
Exc Award (06/30/2017, 06/30/2024)			Active	34	4	0	13.33%	30		2	Y		N	12/2016		
128602	Zhejiang Nan Jiang	08/17/2016														
110174	ZHEJIANG NAN KONG	01/26/2011	Active	40	3	0	8.11%	38		4	Y		N	12/2011		
128922	Zhejiang Oriental Auspicious Clouds	09/19/2016	Active	26	12	2	62.50%	19	0	2	Y		N	01/2019		
110550	ZHEJIANG ORIENTAL LIONS SOURCE	03/10/2011	Active	34	4	0	13.33%	37		2	Y		N	09/2015		
Exc Award (06/30/2016, 06/30/2017)			Active	30	5	1	15.38%	30	0	2	N		N			
156096	Zhejiang Oriental Volunteer	10/20/2023														
119362	ZHEJIANG OU JIANG	05/14/2013	Active	26	4	0	18.18%	23		1	Y		N	01/2019		
130826	Zhejiang Pan Shi	04/28/2017	Active	35	4	5	-2.78%	36	5	1	Y		N	08/2017		
130437	Zhejiang Pu Gong Ying Gao Er Fu	03/16/2017	Active	36	0	0	0.00%	39		6	Y		N	01/2019		
Exc Award (06/30/2021, 06/30/2022)			Active	22	1	4	-12.00%	28	1	0	N		N	01/2017		
110309	ZHEJIANG PU JIANG	02/03/2011														
Exc Award (06/30/2017)			Active	35	4	0	12.90%	34		2	Y		N			
134926	Zhejiang Pudu	05/29/2018														
124993	Zhejiang Qi Hang	06/16/2015	Active	35	3	0	9.38%	36		2	Y		N	07/2016		
121287	Zhejiang Qi Xin	01/29/2014	Active	37	2	10	-17.78%	51	6	0	Y		N	01/2017		
Exc Award (06/30/2018)			Active	43	4	0	10.26%	39		1	Y		N	02/2019		
116297	ZHEJIANG QIAN TANG SHI FENG	03/13/2012														
Exc Award (06/30/2017)			Active	27	0	0	0.00%	30		6	Y		N	08/2016		
107728	ZHEJIANG QIANCHAO	03/08/2010														
117655	ZHEJIANG QING HE	08/15/2012	Active	40	2	0	5.26%	38		0	Y		N	12/2016		
Exc Award (06/30/2018)			Active	47	5	0	11.90%	42		0	Y		N	01/2019		\$1,000.00
127478	Zhejiang Qun Yan	05/13/2016														
Exc Award (06/30/2017, 06/30/2022)			Active	33	8	0	32.00%	28		0	Y		N	01/2019		
129553	Zhejiang Qun Ying	12/05/2016														
107727	ZHEJIANG RAINBOW	03/08/2010	Active	38	1	0	2.70%	32		4	Y		N	12/2016		
125415	Zhejiang Ru Yi	07/16/2015	Active	32	17	0	113.33%	20		3	N		N	12/2016		
129954	Zhejiang Ruo Shui	01/26/2017	Active	28	0	1	-3.45%	26	5	8	Y		N	08/2017		



Club Health Assessment for District 386 through December 2025

			Status	Membership					Reports					Finance		LCIF
Club Number	Club Name	Charter Date	Times in Status Quo in Past 2 Years	Current Member Count **	YTD Members Added	YTD Members Dropped	YTD Net Growth% ***	Member Count 1 Year Ago	Dropped Members Avg.Length of Service	Months Since Membership Update	Current Officers Reported ****	Current President Repeated Term	VP Reported *****	Last Date Reported Service (mm/yyyy)	Account Balance	YTD Donations
122229	Zhejiang San Bei	05/15/2014	Active	38	0	0	0.00%	41		6	Y		R	11/2016		
127768	Zhejiang Shan De	06/03/2016	Active	37	3	0	8.82%	37		2	Y		R	01/2019		
	Exc Award (06/30/2018)															
126212	Zhejiang Shen Ai	12/11/2015	Active	30	3	0	11.11%	28		2	Y		N	09/2016		
126529	Zhejiang Shen Shi	01/18/2016	Active	28	0	0	0.00%	20		8	Y		N	09/2016		
126884	Zhejiang Shen Xin	02/18/2016	Active	34	7	0	25.93%	31		2	Y		N	01/2019		
133852	Zhejiang Shi Ai Fei Yang	02/27/2018	Active	44	2	0	4.76%	44		1	Y		N	01/2019		
	Exc Award (06/30/2021)															
129587	Zhejiang Shi Xin	12/14/2016	Active	29	4	0	16.00%	22		1	Y		N			
121285	Zhejiang Shi Yuan	01/29/2014	Active	43	4	0	10.26%	39		2	Y		N	01/2019		
124348	Zhejiang Shuang Long	04/08/2015	Active	31	6	0	24.00%	26		0	Y		N	09/2016		
126479	Zhejiang Shun Jiang	01/07/2016	Active	35	1	0	2.94%	29		4	Y		N	01/2019		
	Exc Award (06/30/2018)															
133308	Zhejiang Song Gu	12/01/2017	Active	18	6	0	50.00%	23		2	Y		N			
107801	ZHEJIANG SUNSHINE	03/12/2010	Active	42	0	0	0.00%	39		6	Y		N	01/2019		
	Exc Award (06/30/2016, 06/30/2017)															
110859	ZHEJIANG TAI SHAN	04/19/2011	Active	27	0	0	0.00%	24		6	N	None		11/2016		
	Exc Award (06/30/2017)															
120575	Zhejiang Tai Yang	10/18/2013	Active	39	5	0	14.71%	33		0	Y		N			
119424	ZHEJIANG WU SHANG	05/21/2013	Active	46	3	0	6.98%	44		1	Y		N	01/2019		
	Exc Award (06/30/2018)															
116718	ZHEJIANG WUYUE TONGZHOU	05/03/2012	Active	22	2	2	0.00%	25	1	4	Y			09/2016		
121178	Zhejiang Xi Wang	01/21/2014	Active	65	0	0	0.00%	63		5	Y		N	01/2019		\$1,000.00
	Exc Award (06/30/2021)															
124016	Zhejiang Xian Hua	01/20/2015	Active	34	1	0	3.03%	36		3	Y		N	01/2019		
	Exc Award (06/30/2017)															
110310	ZHEJIANG XIANG HU	02/03/2011	Active	24	0	0	0.00%	27		6	Y		N	01/2019		
112034	ZHEJIANG XIANG YUN	08/10/2011	Active	32	6	0	23.08%	25		0	Y		N			
115722	ZHEJIANG XIAO RAN	12/21/2011	Active	29	5	0	20.83%	31		2	Y		N	08/2017		
122640	Zhejiang Xin Huo	06/26/2014	Active	36	6	3	9.09%	34	6	0	Y		N	08/2016		




Club Health Assessment for District 386 through December 2025

			Status	Membership					Reports				Finance		LCIF	
Club Number	Club Name	Charter Date	Times in Status Quo in Past 2 Years	Current Member Count **	YTD Members Added	YTD Members Dropped	YTD Net Growth% ***	Member Count 1 Year Ago	Dropped Members Avg.Length of Service	Months Since Membership Update	Current Officers Reported ****	Current President Repeated Term	VP Reported *****	Last Date Reported Service (mm/yyyy)	Account Balance	YTD Donations
112085	ZHEJIANG XIN TIAN YI	08/24/2011	Active	34	4	0	13.33%	31		1	Y		N	01/2019		
110901	ZHEJIANG XIN ZHI	04/26/2011	Active	35	4	0	12.90%	31		0	Y		N	04/2017		
	Exc Award (06/30/2016, 06/30/2017)															
126859	Zhejiang Xing Chen	02/15/2016	Active	28	0	0	0.00%	30		6	Y		N	11/2016		
	Exc Award (06/30/2018)															
128963	Zhejiang Xing Yuan	09/21/2016	Active	25	0	0	0.00%	25		48	N	None		01/2019		
116715	ZHEJIANG XINGFU TONGCHENG	05/16/2012	Active	30	3	0	11.11%	29		4	Y		N	11/2016		
122639	Zhejiang Xiong Shi	06/26/2014	Active	44	6	1	12.82%	38	11	2	Y		N	07/2014		
122263	Zhejiang Xiong Zhen	05/19/2014	Active	30	1	0	3.45%	31		3	Y		N	07/2017		\$1,000.00
107802	ZHEJIANG XIZI	03/12/2010	Active	39	1	0	2.63%	38		3	Y		N	01/2019		\$1,000.00
123612	Zhejiang Yan Shan	11/12/2014	Active	41	0	0	0.00%	44		5	Y		N	12/2016		
121703	Zhejiang Yang Ming	03/27/2014	Active	30	2	0	7.14%	29		3	Y		N	01/2019		
	Exc Award (06/30/2016)															
121717	Zhejiang Yao Bei	03/28/2014	Active	26	6	0	30.00%	21		1	Y		N	01/2017		
129952	Zhejiang Yi Bai	01/26/2017	Active	33	2	0	6.45%	34		3	Y		N			
	Exc Award (06/30/2018, 06/30/2023)															
124934	Zhejiang Yi Du	05/28/2015	Active	47	1	1	0.00%	49	1	3	Y		N	01/2019		\$1,000.00
	Exc Award (06/30/2016, 06/30/2017, 06/30/2021, 06/30/2022, 06/30/2023, 06/30/2024)															
120237	Zhejiang Yi Jia	08/28/2013	Active	33	0	0	0.00%	36		6	Y		N	01/2019		
129257	Zhejiang Yi Jia Ren	10/21/2016	Active	20	7	1	42.86%	19	0	3	Y		N			
129585	Zhejiang Yong Ning	12/14/2016	Active	24	4	0	20.00%	18		2	Y		N			
126478	Zhejiang Yong Xing	01/07/2016	Active	23	0	0	0.00%	24		6	Y		N	01/2019		
134197	Zhejiang Yong Zheng	03/23/2018	Active	39	3	0	8.33%	1		1	Y	2	R			
129947	Zhejiang Yu Cang	01/27/2017	Active	30	8	0	36.36%	25		4	N		N	01/2019		
133212	Zhejiang Yu Hang	11/27/2017	Active	31	4	0	14.81%	35		2	Y		N			
	Exc Award (06/30/2023)															
119423	ZHEJIANG YUAN MENG	05/21/2013	Active	31	1	0	3.33%	35		4	Y		N	08/2017		
	Exc Award (06/30/2017, 06/30/2018)															
131218	Zhejiang Yun Jiang	06/14/2017	Active	36	4	0	12.50%	32		0	Y		N			



Club Health Assessment for District 386 through December 2025



			Status	Membership					Reports				Finance	LCIF		
Club Number	Club Name	Charter Date	Times in Status Quo in Past 2 Years	Current Member Count **	YTD Members Added	YTD Members Dropped	YTD Net Growth% ***	Member Count 1 Year Ago	Dropped Members Avg.Length of Service	Months Since Membership Update	Current Officers Reported ****	Current President Repeated Term	VP Reported *****	Last Date Reported Service (mm/yyyy)	Account Balance	YTD Donations
111723	ZHEJIANG ZHEDONG	08/03/2011	Active	36	2	0	5.88%	36		2	Y		N	08/2017		\$1,000.00
	Exc Award (06/30/2023)															
131125	Zhejiang Zheng Li	05/25/2017	Active	34	4	0	13.33%	28		4	Y		N			
118703	ZHEJIANG ZHI YUAN	01/31/2013	Active	38	5	0	15.15%	34		0	Y		N	11/2016		
110904	ZHEJIANG ZHIJIANG	04/26/2011	Active	27	0	0	0.00%	30		6	Y		N	01/2017		
	Exc Award (06/30/2022)															

Clubs Cancelled Previous Fiscal Year – Clubs Cancelled within last 12 months may be reinstated

Club Number	Club Name	Charter Date	Current Status*	Cancellation Date
120152	Zhejiang Fei Yue	08/14/2013	Cancelled(6*)	03/29/2025
127429	Zhejiang Hong Ai	05/03/2016	Cancelled(6*)	03/29/2025
116303	ZHEJIANG LIRENXING	03/13/2012	Cancelled(6*)	03/29/2025
124991	Zhejiang Meng Xiang	06/16/2015	Cancelled(6*)	03/29/2025
124349	Zhejiang Ou Yue	04/08/2015	Cancelled(6*)	03/29/2025
128901	Zhejiang Qian Wan	09/19/2016	Cancelled(6*)	03/29/2025
121286	Zhejiang Shi Kang	01/29/2014	Cancelled(6*)	03/29/2025
116300	ZHEJIANG TIAN YI	03/13/2012	Cancelled(6*)	03/29/2025
116713	ZHEJIANG XIN QING NIAN	05/01/2012	Cancelled(6*)	03/29/2025
129555	Zhejiang Xing Hai	12/05/2016	Cancelled(6*)	03/29/2025
119364	ZHEJIANG XING MENG	05/14/2013	Cancelled(6*)	03/29/2025
125416	Zhejiang Yong Gang	08/04/2015	Cancelled(6*)	03/29/2025

Current Total Clubs Count	YTD New Clubs Count	YTD Cancelled Clubs Count	YTD Net Club Gain	Current Total Members Count	YTD Add	YTD Drop	YTD Net Growth	YTD Net Growth %	Member Count 12 Months Ago	Average Member Count Per Club	% of Clubs with less than 20 members	% No Officer Report in 12 Months	% of Clubs with balance 90+ days	Number of Clubs in Status Quo	% Status Quo Clubs in Financial Suspension	Number of Cancelled Clubs	Average Cancelled Club Age	Members Lost Due to Cancellation	% of Clubs Cancelled for Non-Financial Reasons
148	4	4	0	4,741	625	72	553	13.20%	4,195	32	3%	3%	0%	0	0%	4	44	3	100%

* - P - Priority Club. Cancellation Reasons: 1-Objectives/conduct, 2-Non-active club, 5-Non-existing club, 6-Disbanding, 7-Merger, 8-Financial Suspension, 9-District/Multiple District Dues.

** Red denotes below 15 active members.

*** Red denotes 20% + loss.

**** Y - all 3 (President, Secretary, Treasurer) club officers reported, N - not all 3 reported.

***** Abbreviation: N-New, IP-Immediate Past, R-Repeat.



Club Health Assessment for District 387 through December 2025

			Status	Membership						Reports				Finance	LCIF	
Club Number	Club Name	Charter Date	Times in Status Quo in Past 2 Years	Current Member Count **	YTD Members Added	YTD Members Dropped	YTD Net Growth% ***	Member Count 1 Year Ago	Dropped Members Avg.Length of Service	Months Since Membership Update	Current Officers Reported ****	Current President Repeated Term	VP Reported *****	Last Date Reported Service (mm/yyyy)	Account Balance	YTD Donations
Clubs less than two years old																
189948	Shenyang Ciguang	09/22/2025	Active	24	25	1	100.00%	0	1	3	Y		N			
156919	Shenyang Cize	01/16/2024	Active	30	6	4	7.14%	34	1	1	Y		N			
	Exc Award (06/30/2024)															
181689	Shenyang Deze	04/23/2025	Active	23	1	1	0.00%	0	0	5	Y	2	R			
157900	Shenyang Golden	04/11/2024	Active	28	9	0	47.37%	28		5	Y		N			\$130.00
179435	Shenyang Honghaitanhaibao	11/25/2024	Active	21	1	1	0.00%	24	1	3	N	None				
181687	Shenyang Jiaheyisheng	04/23/2025	Active	28	4	0	16.67%	0		5	N	None				
181182	Shenyang Kundao	03/18/2025	Active	26	6	0	30.00%	0		2	N	None				
190528	Shenyang Longfenghaiyun	10/22/2025	Newly Chartered	29	29	0	100.00%	0		1	Y		N			
181690	Shenyang Longniao	04/23/2025	Active	25	0	0	0.00%	0		7	Y	2	R			
181686	Shenyang Loveyou	04/23/2025	Active	29	6	4	7.41%	0	0	1	Y		N			
179455	Shenyang Mingde	11/25/2024	Active	35	6	0	20.69%	27		1	Y	2	R			
188904	Shenyang Weiai	09/02/2025	Active	34	34	0	100.00%	0		3	Y		N			
181688	Shenyang Xinshi	04/23/2025	Active	21	3	2	5.00%	0	2	5	Y		N			
191253	Shenyang Yangguangxing	12/01/2025	Newly Chartered	26	26	0	100.00%	0		0	Y		N			
156920	Shenyang Yingcai	01/16/2024	Active	33	4	0	13.79%	32		1	Y		N			
	Exc Award (06/30/2024)															
188905	Shenyang Yuande	09/02/2025	Active	22	22	0	100.00%	0		3	Y		N			
181183	Shenyang Yuejiancao	03/18/2025	Active	30	3	0	11.11%	0		1	Y	2	R			
191321	Shenyang Zhishang	12/01/2025	Newly Chartered	23	23	0	100.00%	0		0	Y		N			
Clubs more than two years old																
97089	SHENYANG	05/04/2006	Active	23	0	1	-4.17%	31	10	6	Y		N	06/2019		
	Exc Award (06/30/2017, 06/30/2024, 06/30/2025)															
131293	Shenyang Ai Bo	06/16/2017	Active	26	2	0	8.33%	25		5	Y		N			
125896	Shenyang Ai Zhong	09/30/2015	Active	29	1	4	-9.38%	38	8	3	Y		N	10/2019		



Club Health Assessment for District 387 through December 2025

			Status	Membership						Reports				Finance	LCIF	
Club Number	Club Name	Charter Date	Times in Status Quo in Past 2 Years	Current Member Count **	YTD Members Added	YTD Members Dropped	YTD Net Growth% ***	Member Count 1 Year Ago	Dropped Members Avg.Length of Service	Months Since Membership Update	Current Officers Reported ****	Current President Repeated Term	VP Reported *****	Last Date Reported Service (mm/yyyy)	Account Balance	YTD Donations
Exc Award (06/30/2024)			Active	38	3	0	8.57%	37		5	Y		N	07/2014		
120629	Shenyang Aimeng	10/30/2013														
Exc Award (06/30/2016)			Active	30	1	1	0.00%	32	2	1	Y		N	09/2014		
119852	Shenyang Ban Ruo	06/27/2013														
Exc Award (06/30/2016, 06/30/2025)			Active	28	5	0	21.74%	25		5	N		N	11/2019		
109791	SHENYANG BANG HUA	12/01/2010														
Exc Award (06/30/2016, 06/30/2025)			Active	33	5	1	13.79%	34	2	3	Y			06/2018		\$400.00
110159	SHENYANG BO AI	01/21/2011														
Exc Award (06/30/2016, 06/30/2023, 06/30/2025)			Active	25	0	0	0.00%	24		6	Y		N			
127659	Shenyang Bolededao	05/24/2016														
			Active	50	8	0	19.05%	35		1	Y		N			
123775	Shenyang Caihong	12/09/2014														
Exc Award (06/30/2024)			Active	0	0	0	0.00%	0		14	N	None		10/2014		
109798	SHENYANG CARING	12/01/2010														
			Active	37	10	0	37.04%	33		1	N		N			
156476	Shenyang Chaozuan	12/08/2023														
Exc Award (06/30/2025)			Active	62	4	0	6.90%	52		4	Y		N	11/2019		
110802	SHENYANG CI SHENG	04/12/2011														
Exc Award (06/30/2024, 06/30/2025)			Active	22	27	5	100.00%	0	0	0	N		N	10/2014		
110142	SHENYANG DA RUO	01/20/2011														
Exc Award (06/30/2016)			Active	23	5	0	27.78%	20		3	Y		N			
133135	Shenyang Da Yan	11/30/2017														
			Active	44	7	0	18.92%	41		5	Y		N	11/2019		\$1,000.00
125895	Shenyang De Shan	09/30/2015														
Exc Award (06/30/2017)			Active	0	0	0	0.00%	0		44	N	None				
122452	Shenyang Dedao	06/11/2014														
Exc Award (06/30/2016, 06/30/2017)			Active	30	2	0	7.14%	33		5	Y		N	11/2019		
110143	SHENYANG GAN EN	01/20/2011														
Exc Award (06/30/2016, 06/30/2017, 06/30/2024)			Active	19	4	1	18.75%	20	2	4	Y			11/2019		
120632	Shenyang Guanaihaiyue	10/30/2013														
			Active	34	2	1	3.03%	39	1	1	Y		R			
127344	Shenyang Guang Ming	05/03/2016														
Exc Award (06/30/2025)			Active	28	6	2	16.67%	25	1	2	Y		N			
120041	Shenyang Hairuo	07/24/2013														
Exc Award (06/30/2024)																



Club Health Assessment for District 387 through December 2025

			Status	Membership					Reports					Finance		LCIF
Club Number	Club Name	Charter Date	Times in Status Quo in Past 2 Years	Current Member Count **	YTD Members Added	YTD Members Dropped	YTD Net Growth% ***	Member Count 1 Year Ago	Dropped Members Avg.Length of Service	Months Since Membership Update	Current Officers Reported ****	Current President Repeated Term	VP Reported *****	Last Date Reported Service (mm/yyyy)	Account Balance	YTD Donations
120537	Shenyang He Xiang	10/10/2013	Active	25	3	0	13.64%	20		5	Y		IP	03/2014		
116370	SHENYANG HEYUAN	03/21/2012	Active	24	3	0	14.29%	27		0	Y		N	08/2015		
	Exc Award (06/30/2016)															
129209	Shenyang Hong Ma	11/02/2016	Active	26	0	0	0.00%	37		6	Y		N			
129339	Shenyang Hong Ma Nao	01/09/2017	Active	12	0	0	0.00%	15		6	N	None				
127312	Shenyang Honghaitan	04/19/2016	Active	31	5	0	19.23%	25		1	Y		N	10/2019		
116599	SHENYANG HOUDE	04/18/2012	Active	1	0	0	0.00%	1		14	N	None		07/2015		
118815	SHENYANG JINSHI	02/20/2013	Active	34	2	0	6.25%	40		5	Y		N	12/2014		
	Exc Award (06/30/2024)															
123681	Shenyang Kuailexing	11/21/2014	Cancelled(6*)	0	0	0	0.00%	0		44	N	None				
	Exc Award (06/30/2016)															
110157	SHENYANG LE SHI	01/21/2011	Active	19	3	0	18.75%	15		1	Y		N			
	Exc Award (06/30/2025)															
109793	SHENYANG LVYIN	12/01/2010	Active	24	2	0	9.09%	34		0	Y		N	11/2014		
127491	Shenyang Mu Chun Feng	05/09/2016	Cancelled(6*)	0	0	0	0.00%	0		57	N	None				
121581	Shenyang Pindao	03/13/2014	Active	32	10	0	45.45%	25		2	Y		N			
	Exc Award (06/30/2024, 06/30/2025)															
130158	Shenyang Renaikuailixing	02/24/2017	Active	35	3	0	9.38%	30		5	Y		N			
129720	Shenyang Rui Cheng	01/10/2017	Active	22	2	0	10.00%	21		4	Y		N			
109795	SHENYANG SHANG RUO	12/01/2010	Active	35	0	1	-2.78%	36	15	6	Y		N	10/2019		\$2,820.00
	Exc Award (06/30/2016, 06/30/2017, 06/30/2024, 06/30/2025)															
116466	SHENYANG SHANGHUA	03/29/2012	Active	29	2	0	7.41%	29		5	Y		N	10/2019		
109792	SHENYANG SHANXING	12/01/2010	Active	14	2	3	-6.67%	19	2	2	Y			08/2013		
134196	Shenyang Shanyuan	03/22/2018	Active	25	2	0	8.70%	32		4	Y		N	10/2019		
134937	Shenyang Shiai	05/31/2018	Active	12	0	0	0.00%	15		6	N	None				
124333	Shenyang Shihu	04/27/2015	Cancelled(6*)	0	0	0	0.00%	0		49	N	None				
	Exc Award (06/30/2016)															
116375	SHENYANG TONGDE	03/22/2012	Active	28	4	0	16.67%	30		4	Y		N	11/2019		
	Exc Award (06/30/2024)															
123327	Shenyang Tongxin	10/09/2014	Cancelled(6*)	0	0	0	0.00%	0		30	N	None				



Club Health Assessment for District 387 through December 2025

			Status	Membership						Reports				Finance	LCIF	
Club Number	Club Name	Charter Date	Times in Status Quo in Past 2 Years	Current Member Count **	YTD Members Added	YTD Members Dropped	YTD Net Growth% ***	Member Count 1 Year Ago	Dropped Members Avg.Length of Service	Months Since Membership Update	Current Officers Reported ****	Current President Repeated Term	VP Reported *****	Last Date Reported Service (mm/yyyy)	Account Balance	YTD Donations
Exc Award (06/30/2016, 06/30/2017)																
115628	SHENYANG XI WANG	11/29/2011	Active	0	0	0	0.00%	0		51	N	None		10/2013		
Exc Award (06/30/2017)																
120535	Shenyang Xiangyanghua	10/10/2013	Active	41	6	1	13.89%	39	1	3	Y		N	09/2014		
129707	Shenyang Xiao Mian Ao	01/03/2017	Active	42	5	2	7.69%	38	2	1	Y		N	11/2019		\$1,000.00
Exc Award (06/30/2024, 06/30/2025)																
116314	SHENYANG XIDAO	03/13/2012	Active	24	4	0	20.00%	23		1	Y		N	08/2014		
120540	Shenyang Xin Hai	10/10/2013	Active	47	5	0	11.90%	53		3	Y		N			
Exc Award (06/30/2024, 06/30/2025)																
127345	Shenyang Xin Lian Xin	04/21/2016	Cancelled(6*)	0	0	0	0.00%	0		60	N	None				
121720	Shenyang Xinde	03/28/2014	Cancelled(6*)	0	0	0	0.00%	0		4	N	None		07/2014		
127490	Shenyang Xing Huo	05/12/2016	Active	38	19	0	100.00%	23		2	Y		N			
116780	SHENYANG XINYUAN	05/04/2012	Active	23	3	0	15.00%	20		5	Y		N	03/2014		
126916	Shenyang Yalvjiang	02/23/2016	Active	21	1	0	5.00%	22		5	N	None				
129811	Shenyang Yi Mi Yang Guang	01/18/2017	Cancelled(6*)	0	0	0	0.00%	0		12	N	None				
127500	Shenyang Yuan Shan	05/10/2016	Active	32	4	5	-3.03%	28	4	1	Y		N			
124686	Shenyang Yuanai	05/08/2015	Active	31	5	2	10.71%	29	0	5	Y		N			
116369	SHENYANG YUANMENG	03/21/2012	Active	26	3	1	8.33%	27	4	1	Y		N	08/2015		
Exc Award (06/30/2025)																
119851	Shenyang Yulong	06/27/2013	Active	22	1	7	-21.43%	30	5	0	Y		N	09/2014		
Exc Award (06/30/2016)																
120631	Shenyang Zhaoyang	10/30/2013	Active	35	2	0	6.06%	37		2	N		N			
Exc Award (06/30/2025)																
116337	SHENYANG ZHENAI	03/19/2012	Cancelled(6*)	0	0	0	0.00%	0		10	N	None		08/2013		
116316	SHENYANG ZHENYUAN	03/13/2012	Active	25	1	0	4.17%	27		5	Y		N	12/2014		
Exc Award (06/30/2024, 06/30/2025)																
109802	SHENYANG ZHI BO	12/02/2010	Active	23	5	1	21.05%	18	1	0	Y		N	08/2013		\$1,350.00
127476	Shenyang Zhi He	05/05/2016	Active	27	4	1	12.50%	25	1	2	Y		N			
131112	Shenyang Zhi Shan	05/31/2017	Cancelled(6*)	0	0	0	0.00%	0		45	N	None				
133324	Shenyang Zhi Yuan	12/06/2017	Cancelled(6*)	0	0	0	0.00%	0		54	N	None				



Club Health Assessment for District 387 through December 2025

INTERNATIONAL

Club Number	Club Name	Charter Date	Status	Membership					Reports				Finance	LCIF	
			Times in Status Quo in Past 2 Years	Current Member Count **	YTD Members Added	YTD Members Dropped	YTD Net Growth% ***	Member Count 1 Year Ago	Dropped Members Avg.Length of Service	Months Since Membership Update	Current Officers Reported ****	Current President Repeated Term	VP Reported *****	Last Date Reported Service (mm/yyyy)	Account Balance
109796	SHENYANG ZHONG AI	12/01/2010	Active	18	2	0	12.50%	17	4	Y	2	R	11/2019		
Exc Award (06/30/2016, 06/30/2017)															

Clubs Cancelled Previous Fiscal Year – Clubs Cancelled within last 12 months may be reinstated

Club Number	Club Name	Charter Date	Current Status*	Cancellation Date
133145	Shenyang De Zhong	11/14/2017	Cancelled(6*)	03/29/2025
130238	Shenyang He Ping	03/01/2017	Cancelled(6*)	03/29/2025
130374	Shenyang Hong Yan	03/10/2017	Cancelled(6*)	03/29/2025
124935	Shenyang Liai	06/05/2015	Cancelled(6*)	03/29/2025
129342	Shenyang Lian Hua	01/10/2017	Cancelled(6*)	03/29/2025
133323	Shenyang Qi Lin	12/12/2017	Cancelled(6*)	03/29/2025
127273	Shenyang Taiyang	04/27/2016	Cancelled(6*)	03/29/2025
130371	Shenyang Wan Li Xing	03/15/2017	Cancelled(6*)	03/29/2025
130939	Shenyang Zhi Ai	05/17/2017	Cancelled(6*)	03/29/2025

Current Total Clubs Count	YTD New Clubs Count	YTD Cancelled Clubs Count	YTD Net Club Gain	Current Total Members Count	YTD Add	YTD Drop	YTD Net Growth	YTD Net Growth %	Member Count 12 Months Ago	Average Member Count Per Club	% of Clubs with less than 20 members	% No Officer Report in 12 Months	% of Clubs with balance 90+ days	Number of Clubs in Status Quo	% Status Quo Clubs in Financial Suspension	Number of Cancelled Clubs	Average Cancelled Club Age	Members Lost Due to Cancellation	% of Clubs Cancelled for Non-Financial Reasons
73	6	10	-4	1,971	413	53	360	22.35%	1,596	27	14%	11%	0%	0	0%	10	18	0	100%

* - P - Priority Club. Cancellation Reasons: 1-Objectives/conduct, 2-Non-active club, 5-Non-existing club, 6-Disbanding, 7-Merger, 8-Financial Suspension, 9-District/Multiple District Dues.

** Red denotes below 15 active members.

*** Red denotes 20% + loss.

**** Y - all 3 (President, Secretary, Treasurer) club officers reported, N - not all 3 reported.

***** Abbreviation: N-New, IP-Immediate Past, R-Repeat.



Club Health Assessment for District 388 through December 2025

			Status	Membership						Reports				Finance		LCIF
Club Number	Club Name	Charter Date	Times in Status Quo in Past 2 Years	Current Member Count **	YTD Members Added	YTD Members Dropped	YTD Net Growth% ***	Member Count 1 Year Ago	Dropped Members Avg.Length of Service	Months Since Membership Update	Current Officers Reported ****	Current President Repeated Term	VP Reported *****	Last Date Reported Service (mm/yyyy)	Account Balance	YTD Donations
Clubs less than two years old																
179518	Shaanxi Aiyuan	12/03/2024	Active	28	7	0	33.33%	30		0	Y		N			
179436	Shaanxi Ci Shan Yang Guang	11/27/2024	Active	20	2	0	11.11%	25		1	Y	2	R			
189612	ShaanXi Hope	08/25/2025	Active	27	27	0	100.00%	0		4	Y		N			\$1,000.00
179442	Shaanxi Kuaile Jiankang	12/03/2024	Active	25	0	0	0.00%	28		6	Y	2	R			
190329	Shaanxi MaLanHong	09/29/2025	Active	26	26	0	100.00%	0		3	Y		N			
179458	ShaanXi Qiande	12/03/2024	Active	24	0	4	-14.29%	28	1	0	Y		N			\$1,000.00
181898	Shaanxi Qiankun	04/21/2025	Active	22	3	0	15.79%	0		0	Y		N			
176700	Shaanxi Qinchu	09/16/2024	Active	43	12	2	30.30%	41	1	0	Y		N			\$1,000.00
158061	ShaanXi SaiShangMingZhu	06/28/2024	Active	44	11	1	29.41%	50	1	0	Y		N			
158060	Shaanxi ShiAiZhongYuan	07/05/2024	Active	18	4	2	12.50%	18	1	3	Y		N			
189435	Shaanxi SongDuYiTian	09/02/2025	Active	41	45	4	100.00%	0	0	0	Y		N			\$1,000.00
189617	Shaanxi TongXin	08/25/2025	Active	33	33	0	100.00%	0		0	Y		N			
172461	SHAANXI XINGHAN	06/30/2024	Active	27	4	0	17.39%	23		4	Y		N			
189415	Shaanxi ZhongyuanYangGuang	09/10/2025	Active	26	26	0	100.00%	0		1	Y		N			
179387	Shaanxi Zhongzhoubaihe	11/27/2024	Active	25	10	2	47.06%	26	1	0	Y		N			
Clubs more than two years old																
108486	SHAANXI AI XIN	05/26/2010	Active	44	6	1	12.82%	39	4	1	Y	2	N	11/2017		\$1,000.00
128928	Shaanxi Aiyue	09/14/2016	Active	20	7	0	53.85%	21		0	Y		N	11/2017		
131212	ShaanXi Bailing	06/15/2017	Active	0	0	0	0.00%	2		6	N	None		11/2017		
108488	SHAANXI CHAO YUE	05/27/2010	Active	54	10	0	22.73%	49		0	Y		N	11/2017		
123037	Shaanxi Chuangmeng	08/27/2014	Active	29	3	0	11.54%	30		1	Y		N	10/2017		\$1,000.00
123038	Shaanxi Cishanhuai	08/27/2014	Active	30	3	1	7.14%	28	9	0	Y		N	11/2017		\$1,000.00
123081	Shaanxi Daaizhongle	09/04/2014	Active	35	5	0	16.67%	44		1	Y		N	10/2017		
Exc Award (06/30/2023)																
123019	Shaanxi Dacheng	08/26/2014	Active	37	2	0	5.71%	34		0	Y		N	10/2017		
122845	Shaanxi Datang	07/29/2014	Active	25	2	0	8.70%	26		3	Y		N			



Club Health Assessment for District 388 through December 2025

			Status	Membership						Reports				Finance	LCIF	
Club Number	Club Name	Charter Date	Times in Status Quo in Past 2 Years	Current Member Count **	YTD Members Added	YTD Members Dropped	YTD Net Growth***	Member Count 1 Year Ago	Dropped Members Avg.Length of Service	Months Since Membership Update	Current Officers Reported ****	Current President Repeated Term	VP Reported *****	Last Date Reported Service (mm/yyyy)	Account Balance	YTD Donations
154212	Shaanxi Daxiang	06/14/2023	Active	26	7	1	30.00%	26	0	0	Y		N			\$1,000.00
123016	Shaanxi Dongfang Heluo	08/26/2014	Active	22	8	0	57.14%	17		4	Y		N			
122851	Shaanxi Gan En	07/29/2014	Active	35	11	0	45.83%	26		1	Y		N	10/2017		\$1,000.00
126875	Shaanxi Guangze	02/23/2016	Active	20	1	0	5.26%	25		1	Y		N	10/2017		
Exc Award (06/30/2018)																
123033	Shaanxi Jiahe	08/27/2014	Active	19	4	0	26.67%	17		1	Y		N			
123018	Shaanxi Kuaile	08/26/2014	Active	21	1	0	5.00%	24		4	Y		N	10/2017		
123084	Shaanxi Linghang	09/04/2014	Active	24	3	0	14.29%	27		1	Y		N	10/2017		
117575	SHAANXI LONG TENG	08/09/2012	Active	11	2	0	22.22%	19		1	N		N	10/2017		
Exc Award (06/30/2018)																
122848	Shaanxi Mingde	07/29/2014	Active	32	2	1	3.23%	37	16	2	Y		N	04/2016		\$2,000.00
Exc Award (06/30/2024)																
123399	Shaanxi Minshang	10/16/2014	Active	25	8	0	47.06%	22		0	Y		N			
132905	Shaanxi Pugongying	10/19/2017	Active	29	4	0	16.00%	26		1	Y		N			
122852	Shaanxi Qianshou	07/29/2014	Active	31	3	0	10.71%	34		0	Y		N	10/2017		
123400	Shaanxi Qihang	10/16/2014	Active	49	7	1	13.95%	53	9	0	Y		N	10/2017		
123021	Shaanxi Qinfeng	08/26/2014	Active	15	1	0	7.14%	14		1	N	None		10/2017		
131432	Shaanxi Renai	06/28/2017	Active	20	7	0	53.85%	14		1	N		N			
129692	ShaanXi RunZe	12/28/2016	Active	27	4	0	17.39%	28		1	Y		N	10/2017		
Exc Award (06/30/2023)																
129790	Shaanxi Shangde	02/20/2017	Active	25	1	0	4.17%	24		4	Y		N	10/2017		
129060	Shaanxi Shangshan	10/17/2016	Active	33	3	1	6.45%	39	6	4	Y		N	10/2017		
132904	Shaanxi Shiguang	10/19/2017	Active	34	1	0	3.03%	34		3	Y		N			
Exc Award (06/30/2018, 06/30/2022)																
135090	Shaanxi Shiliuhua	06/08/2018	Active	32	2	5	-8.57%	32	3	3	Y		N			
129665	Shaanxi Tianhan	01/03/2017	Active	71	4	0	5.97%	62		1	Y		N	10/2017		
154214	Shaanxi Wanli	06/14/2023	Active	20	5	0	33.33%	16		0	Y		N			
108493	SHAANXI WEN XIN SHOU	05/27/2010	Active	26	1	0	4.00%	27		4	Y		N	10/2017		\$1,000.00
125881	ShaanXi WuAi	10/30/2015	Active	30	5	0	20.00%	30		1	Y		N			\$2,000.00
121288	Shaanxi Xian Chun Feng	01/29/2014	Active	21	2	0	10.53%	28		0	Y		N			(\$1,000.00)



Club Health Assessment for District 388 through December 2025

			Status	Membership						Reports				Finance	LCIF	
Club Number	Club Name	Charter Date	Times in Status Quo in Past 2 Years	Current Member Count **	YTD Members Added	YTD Members Dropped	YTD Net Growth% ***	Member Count 1 Year Ago	Dropped Members Avg.Length of Service	Months Since Membership Update	Current Officers Reported ****	Current President Repeated Term	VP Reported *****	Last Date Reported Service (mm/yyyy)	Account Balance	YTD Donations
122062	Shaanxi Xian Ci Shan Chuang Ye	04/30/2014	Active	25	2	2	0.00%	23	7	1	Y		N	10/2017		\$1,000.00
121742	Shaanxi Xian Da Qin	03/31/2014	Active	28	11	0	64.71%	25		0	Y		N			
121721	Shaanxi Xian Daai	03/28/2014	Active	48	9	0	23.08%	36		0	Y		N			\$50.00
125701	Shaanxi Xi'an Feixang	08/28/2015	Active	25	4	2	8.70%	36	6	1	Y		N			
120083	Shaanxi Xian Feng Niao	07/31/2013	Active	34	13	1	54.55%	24	9	0	Y		N	10/2017		\$1,000.00
120753	Shaanxi Xian Ivye	11/13/2013	Active	22	2	1	4.76%	22	10	3	Y		N			
125702	Shaanxi Xi'an Jianai	08/28/2015	Active	18	2	0	12.50%	21		1	Y		N	03/2016		
120157	Shaanxi Xian Lan Tian	08/15/2013	Active	55	11	0	25.00%	50		1	Y		N	10/2017		
125700	Shaanxi Xi'an Qinhan	08/28/2015	Active	43	6	4	4.88%	45	5	0	N		N	10/2017		\$1,000.00
Exc Award (06/30/2018, 06/30/2023)																
121886	Shaanxi Xian San You	04/16/2014	Active	26	4	1	13.04%	28	3	0	Y		N			
129059	Shaanxi Xinling	10/17/2016	Active	8	1	0	14.29%	12		1	N	None				
128926	Shaanxi Yongming	09/15/2016	Active	40	4	0	11.11%	39		1	Y		N			
Exc Award (06/30/2018)																
134213	Shaanxi Yuan Hang	03/30/2018	Active	20	1	0	5.26%	22		3	Y		N			
117652	SHAANXI ZHUO YUE	08/14/2012	Active	31	2	0	6.90%	33		1	Y		N	10/2017		

Clubs Cancelled Previous Fiscal Year – Clubs Cancelled within last 12 months may be reinstated

Club Number	Club Name	Charter Date	Current Status*	Cancellation Date
123082	Shaanxi Daaixiawang	09/04/2014	Cancelled(6*)	03/29/2025
123015	Shaanxi Haiyan	08/26/2014	Cancelled(6*)	03/29/2025
123035	Shaanxi Huiren	08/27/2014	Cancelled(6*)	03/29/2025
123017	Shaanxi Zhenai	08/26/2014	Cancelled(6*)	03/29/2025

Current Total Clubs Count	YTD New Clubs Count	YTD Cancelled Clubs Count	YTD Net Club Gain	Current Total Members Count	YTD Add	YTD Drop	YTD Net Growth	YTD Net Growth %	Member Count 12 Months Ago	Average Member Count Per Club	% of Clubs with less than 20 members	% No Officer Report in 12 Months	% of Clubs with balance 90+ days	Number of Clubs in Status Quo	% Status Quo Clubs in Financial Suspension	Number of Cancelled Clubs	Average Cancelled Club Age	Members Lost Due to Cancellation	% of Clubs Cancelled for Non-Financial Reasons
63	5	0	5	1,824	417	37	380	26.32%	1,659	29	11%	5%	0%	0	0%	0	0	0	0%



Club Health Assessment for District 388 through December 2025

INTERNATIONAL

Club Number	Club Name	Charter Date	Status	Membership					Reports					Finance	LCIF
			Times in Status Quo in Past 2 Years	Current Member Count **	YTD Members Added	YTD Members Dropped	YTD Net Growth% ***	Member Count 1 Year Ago	Dropped Members Avg.Length of Service	Months Since Membership Update	Current Officers Reported ****	Current President Repeated Term	VP Reported *****	Last Date Reported Service (mm/yyyy)	Account Balance

* - P - Priority Club. Cancellation Reasons: 1-Objectives/conduct, 2-Non-active club, 5-Non-existing club, 6-Disbanding, 7-Merger, 8-Financial Suspension, 9-District/Multiple District Dues.

** Red denotes below 15 active members.

*** Red denotes 20% + loss.

**** Y - all 3 (President, Secretary, Treasurer) club officers reported, N - not all 3 reported.

***** Abbreviation: N-New, IP-Immediate Past, R-Repeat.




Club Health Assessment for District 389 through December 2025

			Status	Membership						Reports				Finance	LCIF	
Club Number	Club Name	Charter Date	Times in Status Quo in Past 2 Years	Current Member Count **	YTD Members Added	YTD Members Dropped	YTD Net Growth% ***	Member Count 1 Year Ago	Dropped Members Avg.Length of Service	Months Since Membership Update	Current Officers Reported ****	Current President Repeated Term	VP Reported *****	Last Date Reported Service (mm/yyyy)	Account Balance	YTD Donations
Clubs less than two years old																
189913	Harbin Chen Xing	09/29/2025	Active	29	29	0	100.00%	0		1	Y		N			
181678	Harbin Ci Hang	04/21/2025	Active	33	7	3	13.79%	0	1	0	Y		N			\$1,350.00
181164	Harbin Ci Xing	03/19/2025	Active	32	7	0	28.00%	0		0	Y		N			
189912	Harbin Hong Shi Hui	09/29/2025	Active	28	30	2	100.00%	0	0	2	Y		N			
179342	Harbin Hui Ai Yang Guang	12/02/2024	Active	30	6	0	25.00%	25		3	Y		N			
181681	Harbin Jing Ying	04/25/2025	Active	56	1	0	1.82%	0		5	Y	2	N			\$1,350.00
179340	Harbin Le Yi	12/02/2024	Active	27	2	1	3.85%	32	4	0	N		N			\$1,350.00
191249	Harbin Li Xiang	12/01/2025	Newly Chartered	31	31	0	100.00%	0		0	Y		N			\$1,350.00
157882	Harbin Long Ai	04/04/2024	Active	23	8	1	43.75%	30	1	3	N	3	N			
172062	Harbin Long Shi Ai	06/28/2024	Active	25	1	0	4.17%	26		1	Y		N			
Exc Award (06/30/2025)																
181680	Harbin Long Xing	04/25/2025	Active	28	9	7	7.69%	0	3	0	Y	2	N			
157883	Harbin Long Yi	04/04/2024	Active	10	0	0	0.00%	26		6	N					
181165	Harbin Wen Xin	03/19/2025	Active	37	14	0	60.87%	0		1	N		N			\$1,350.00
188556	Harbin Xin Shi Li	08/25/2025	Active	31	31	0	100.00%	0		1	Y		N			\$1,350.00
181677	Harbin Yi Xin	04/21/2025	Active	23	2	0	9.52%	0		3	Y	2	R			
181679	Harbin Yuan Hang	04/21/2025	Active	27	3	1	8.00%	0	1	0	N	2	R			
188557	Harbin Zhong Cheng	09/02/2025	Active	40	40	0	100.00%	0		1	Y		N			\$2,700.00
Clubs more than two years old																
129137	Harbin Ai Chun Tian Club	10/24/2016	Active	28	3	0	12.00%	28		3	Y		N	06/2019		
126593	Harbin Ai De	01/27/2016	Active	23	2	0	9.52%	26		3	Y		N	06/2019		
Exc Award (06/30/2017)																
119710	Harbin Ai De Yang Guang	06/19/2013	Active	16	5	8	-15.79%	32	5	2	N		N	01/2019		
129990	Harbin Ai Fei Yang	01/30/2017	Active	33	2	3	-2.94%	31	4	5	Y		N	06/2019		\$1,350.00
Exc Award (06/30/2024, 06/30/2025)																
128431	Harbin Ai He Cheng	07/29/2016	Active	22	3	1	10.00%	24	4	1	Y		N	04/2019		
119080	HARBIN AI JIN YUAN	04/02/2013	Active	18	0	0	0.00%	27		6	N		N	06/2019		



Club Health Assessment for District 389 through December 2025

			Status	Membership						Reports				Finance	LCIF	
Club Number	Club Name	Charter Date	Times in Status Quo in Past 2 Years	Current Member Count **	YTD Members Added	YTD Members Dropped	YTD Net Growth% ***	Member Count 1 Year Ago	Dropped Members Avg.Length of Service	Months Since Membership Update	Current Officers Reported ****	Current President Repeated Term	VP Reported *****	Last Date Reported Service (mm/yyyy)	Account Balance	YTD Donations
Exc Award (06/30/2016)			Active	25	0	0	0.00%	32		6	N		N	07/2016		
119776	Harbin Ai Ling Hang	06/22/2013														
Exc Award (06/30/2023)			Active	28	1	1	0.00%	32	9	0	Y		N	06/2019		
129808	Harbin Ai Man Jin Du	01/11/2017														
119709	Harbin Ai Ni Yi Sheng	06/19/2013	Active	37	2	0	5.71%	41		3	N		N	06/2019		\$2,700.00
Exc Award (06/30/2024)			Active	34	5	0	17.24%	29		1	Y		N	05/2019		\$8,100.00
119081	HARBIN AI QIN HAI	04/02/2013														
Exc Award (06/30/2016, 06/30/2017, 06/30/2022)			Active	28	6	2	16.67%	21	2	3	Y		N	06/2019		\$1,350.00
126177	Harbin Ai Shang Ai	11/11/2015														
119083	HARBIN AI TAN SUO	04/02/2013	Active	27	6	0	28.57%	25		0	Y		N	06/2019		\$2,700.00
Exc Award (06/30/2022, 06/30/2023)			Active	27	4	1	12.50%	24	11	3	Y		N	06/2019		
126178	Harbin Ai Xiang Ban	11/12/2015														
Exc Award (06/30/2017)			Active	26	1	0	4.00%	35		3	Y		N	06/2019		\$1,350.00
119706	Harbin Ai Xiang Sui	06/19/2013														
Exc Award (06/30/2017)			Active	18	1	0	5.88%	22		5	Y		N	06/2019		
119084	HARBIN AI XIN	04/02/2013														
Exc Award (06/30/2016, 06/30/2018)			Active	26	4	0	18.18%	23		3	Y		N	06/2019		
119097	HARBIN AI XING FU	04/02/2013														
Exc Award (06/30/2016, 06/30/2023, 06/30/2025)			Active	29	2	0	7.41%	30		2	Y		N	04/2019		
119096	HARBIN AI ZHONG	04/02/2013														
Exc Award (06/30/2024)			Active	25	3	2	4.17%	29	7	3	Y		N	06/2019		
119773	Harbin Ai Zi Ran	06/22/2013														
Exc Award (06/30/2022)			Active	24	5	1	20.00%	27	12	1	N		R	06/2019		
116238	HARBIN AICHAOYUE	03/05/2012														
Exc Award (06/30/2023)			Active	30	0	0	0.00%	38		6	Y		N	06/2019		\$2,700.00
116290	HARBIN AILIFANG	03/12/2012														
Exc Award (06/30/2016, 06/30/2025)			Active	30	1	0	3.45%	34		3	Y		N	05/2019		
116294	HARBIN AIWUJIANG	03/12/2012														
Exc Award (06/30/2016)			Active	27	1	0	3.85%	31		5	Y		N	06/2019		
116249	HARBIN AIYUZHUAO	03/06/2012														
116247	HARBIN AIZHIYUAN	03/06/2012	Active	20	8	3	33.33%	22	1	1	N		N	04/2019		



Club Health Assessment for District 389 through December 2025

			Status	Membership						Reports				Finance	LCIF	
Club Number	Club Name	Charter Date	Times in Status Quo in Past 2 Years	Current Member Count **	YTD Members Added	YTD Members Dropped	YTD Net Growth% ***	Member Count 1 Year Ago	Dropped Members Avg.Length of Service	Months Since Membership Update	Current Officers Reported ****	Current President Repeated Term	VP Reported *****	Last Date Reported Service (mm/yyyy)	Account Balance	YTD Donations
131149	Harbin Bai Hu	06/02/2017	Active	51	1	0	2.00%	41		4	Y		N	05/2018		
	Exc Award (06/30/2022, 06/30/2024)															
133752	Harbin Bai Nian Gao Er Fu	01/31/2018	Active	56	5	1	7.69%	50	11	1	Y		N	06/2019		\$1,350.00
	Exc Award (06/30/2022, 06/30/2024)															
119772	Harbin Bai Nian Qi Xing	06/22/2013	Active	35	9	2	25.00%	26	7	0	Y			12/2018		\$2,700.00
	Exc Award (06/30/2022, 06/30/2025)															
122305	Harbin Bai Xing Zhi Jia	05/23/2014	Active	25	3	0	13.64%	25		3	Y		N	06/2019		
116289	HARBIN BINGCHENG	03/12/2012	Active	47	3	0	6.82%	54		3	Y		N	06/2019		
	Exc Award (06/30/2017)															
122621	Harbin Bo Ai	06/25/2014	Active	27	0	0	0.00%	27		4	Y		N	06/2019		
	Exc Award (06/30/2016)															
119086	Harbin Bu Wang Chu Xin	04/02/2013	Active	20	4	2	11.11%	20	6	0	Y		N	11/2017		
119095	HARBIN CAI HONG	04/02/2013	Active	52	4	2	4.00%	50	6	0	Y		N	05/2019		\$4,620.00
	Exc Award (06/30/2017)															
119771	Harbin Chen Guang	06/22/2013	Active	25	0	0	0.00%	31		5	N		N	06/2019		
	Exc Award (06/30/2017)															
122624	Harbin Chuang Meng	06/25/2014	Active	26	9	0	52.94%	18		2	Y		N	04/2019		
	Exc Award (06/30/2016)															
123350	Harbin Ci De	10/13/2014	Active	28	3	0	12.00%	25		5	Y		N	09/2017		
	Exc Award (06/30/2016)															
119692	Harbin Ci En	06/18/2013	Active	30	0	0	0.00%	29		9	Y		N	08/2017		
	Exc Award (06/30/2025)															
123778	Harbin Ci Qing	12/09/2014	Active	36	3	1	5.88%	36	1	3	Y		N	06/2019		\$1,350.00
	Exc Award (06/30/2023, 06/30/2025)															
129632	Harbin Ci Xin	12/22/2016	Active	22	3	0	15.79%	33		5	Y		N	06/2019		
	Exc Award (06/30/2022, 06/30/2025)															
125900	Harbin Da Ren	09/29/2015	Active	31	6	0	24.00%	26		1	Y		N	05/2019		\$2,700.00
	Exc Award (06/30/2017, 06/30/2025)															
126595	Harbin Dan Jiang	01/27/2016	Active	44	4	1	7.32%	40	10	0	Y		N	06/2019		\$6,750.00
	Exc Award (06/30/2017, 06/30/2024, 06/30/2025)															
123352	Harbin De Xin	10/13/2014	Active	34	8	0	30.77%	26		1	N	None		06/2019		\$1,350.00
	Exc Award (06/30/2025)															



Club Health Assessment for District 389 through December 2025

			Status	Membership						Reports				Finance	LCIF	
Club Number	Club Name	Charter Date	Times in Status Quo in Past 2 Years	Current Member Count **	YTD Members Added	YTD Members Dropped	YTD Net Growth% ***	Member Count 1 Year Ago	Dropped Members Avg.Length of Service	Months Since Membership Update	Current Officers Reported ****	Current President Repeated Term	VP Reported *****	Last Date Reported Service (mm/yyyy)	Account Balance	YTD Donations
119085	Harbin Ding Xiang Hua	04/02/2013	Active	32	11	3	33.33%	28	0	2	Y		N	04/2019		
127639	Harbin Dong Fang Yuan Ai	05/24/2016	Active	7	2	2	0.00%	22	4	3	N			04/2019		
	Exc Award (06/30/2024)															
119089	HARBIN DONG JI	04/02/2013	Cancelled(6*)	0	0	0	0.00%	10		8	N	None		04/2019		
126740	Harbin He Cheng	01/29/2016	Active	27	5	0	22.73%	20		1	Y		N	04/2019		
126789	Harbin He Zhi Yuan	02/05/2016	Active	26	2	0	8.33%	24		0	Y		N	06/2019		
119088	HARBIN HENG YUE	04/02/2013	Active	25	4	3	4.17%	32	4	2	Y		N	11/2018		
126788	Harbin Hong Ai	02/05/2016	Active	31	0	0	0.00%	27		6	Y		N	06/2019		\$1,350.00
	Exc Award (06/30/2017, 06/30/2023, 06/30/2024)															
132124	Harbin Hong Shi	06/30/2017	Active	28	1	0	3.70%	26		3	Y		N	06/2019		
	Exc Award (06/30/2025)															
128430	Harbin Hou Ai	07/29/2016	Active	36	1	0	2.86%	44		3	Y		N	06/2019		
129961	Harbin Ji Shan Cheng De	02/08/2017	Active	27	3	0	12.50%	26		0	Y		N	06/2019		
129807	Harbin Jia Yuan	01/17/2017	Active	26	1	0	4.00%	25		5	Y		N	04/2019		\$4,050.00
	Exc Award (06/30/2025)															
119093	HARBIN JIN SE YANG GUANG	04/02/2013	Active	23	5	0	27.78%	22		2	Y		N	09/2018		\$1,350.00
127499	Harbin Jing Po Qian De	05/10/2016	Active	30	8	0	36.36%	28		1	Y		N	06/2019		
	Exc Award (06/30/2017, 06/30/2024)															
122642	Harbin Ju Yuan	06/26/2014	Active	41	5	0	13.89%	38		1	Y		R	06/2019		\$2,700.00
	Exc Award (06/30/2016, 06/30/2017, 06/30/2022)															
132125	Harbin Ke Xin	06/30/2017	Active	26	4	0	18.18%	20		5	Y		N	06/2019		
	Exc Award (06/30/2025)															
125549	Harbin Lan Shi	08/05/2015	Active	21	1	0	5.00%	24		3	Y		N	04/2019		
126596	Harbin Le Ai	01/25/2016	Active	41	6	0	17.14%	37		0	Y		N	06/2019		
	Exc Award (06/30/2023, 06/30/2025)															
122950	Harbin Le Li Fang	08/15/2014	Active	42	1	6	-10.64%	54	8	1	Y		N	06/2019		\$2,350.00
	Exc Award (06/30/2016, 06/30/2017, 06/30/2018, 06/30/2024)															
119104	HARBIN LE SHAN	04/02/2013	Active	50	0	0	0.00%	52		6	Y		N	06/2019		\$4,050.00
122622	Harbin Le Shi	06/25/2014	Active	50	1	0	2.04%	49		5	Y		N	06/2019		\$2,350.00



Club Health Assessment for District 389 through December 2025

			Status	Membership						Reports				Finance		LCIF
Club Number	Club Name	Charter Date	Times in Status Quo in Past 2 Years	Current Member Count **	YTD Members Added	YTD Members Dropped	YTD Net Growth% ***	Member Count 1 Year Ago	Dropped Members Avg.Length of Service	Months Since Membership Update	Current Officers Reported ****	Current President Repeated Term	VP Reported *****	Last Date Reported Service (mm/yyyy)	Account Balance	YTD Donations
Exc Award (06/30/2017, 06/30/2018, 06/30/2025)																
119090	HARBIN LE XING	04/02/2013	Active	21	3	1	10.53%	27	9	0	N		N	06/2019		
126327	Harbin Lin Du	12/04/2015	Active	27	2	0	8.00%	16		0	N		N	02/2018		
130824	Harbin Lin Hai	04/28/2017	Active	25	5	0	25.00%	22		4	Y		N	06/2019		\$1,350.00
129991	Harbin Ling Hang	02/08/2017	Active	29	2	0	7.41%	36		0	Y		N	06/2019		
Exc Award (06/30/2025)																
119108	HARBIN LONG SHI MENG	04/02/2013	Active	46	3	0	6.98%	47		0	Y		N	06/2019		\$8,750.00
Exc Award (06/30/2016, 06/30/2017, 06/30/2018, 06/30/2022, 06/30/2023, 06/30/2024)																
125901	Harbin Long Shi Qing	09/30/2015	Active	43	6	0	16.22%	44		1	Y		N	06/2019		\$13,100.00
Exc Award (06/30/2022, 06/30/2023, 06/30/2024)																
156612	Harbin Man Tian Xing	12/07/2023	Active	40	4	1	8.11%	39	0	1	Y		N			\$2,700.00
Exc Award (06/30/2025)																
119113	HARBIN MING SHI	04/02/2013	Active	25	8	2	31.58%	21	0	1	Y		N	06/2018		
128432	Harbin Mu Dan	07/29/2016	Active	37	8	0	27.59%	26		1	Y		N	06/2019		\$1,350.00
Exc Award (06/30/2025)																
130594	Harbin Nen Jiang Shi	03/31/2017	Active	25	5	1	19.05%	24	3	0	Y		N	04/2019		\$1,350.00
121718	Harbin Pu Gong Ying	03/28/2014	Active	37	10	0	37.04%	30		0	Y		N	06/2019		\$1,350.00
Exc Award (06/30/2016, 06/30/2023)																
123367	Harbin Rang Ai Fei Xiang	10/15/2014	Active	26	7	5	8.33%	23	2	0	Y		N	06/2019		
Exc Award (06/30/2016, 06/30/2025)																
126739	Harbin San Jiang	01/28/2016	Active	24	7	0	41.18%	28		0	Y			03/2019		
Exc Award (06/30/2017)																
127062	Harbin Shan Ai	03/31/2016	Active	28	3	0	12.00%	30		0	Y		N	06/2019		\$1,350.00
127497	Harbin Shan De	05/11/2016	Active	22	5	0	29.41%	21		0	Y		N	06/2019		
127498	Harbin Shan Xing	05/11/2016	Active	27	3	0	12.50%	28		3	Y		N	06/2019		
119705	Harbin Shan Yuan	06/19/2013	Active	29	6	0	26.09%	22		3	Y		N	06/2019		
119107	HARBIN SHANG DE	04/02/2013	Active	29	1	0	3.57%	25		3	Y		N	01/2019		
Exc Award (06/30/2023, 06/30/2024, 06/30/2025)																



Club Health Assessment for District 389 through December 2025

			Status	Membership					Reports					Finance	LCIF	
Club Number	Club Name	Charter Date	Times in Status Quo in Past 2 Years	Current Member Count **	YTD Members Added	YTD Members Dropped	YTD Net Growth% ***	Member Count 1 Year Ago	Dropped Members Avg.Length of Service	Months Since Membership Update	Current Officers Reported ****	Current President Repeated Term	VP Reported *****	Last Date Reported Service (mm/yyyy)	Account Balance	YTD Donations
116295	HARBIN SHANGSHAN	03/12/2012	Active	41	6	0	17.14%	40		0	Y		N	01/2019		\$4,050.00
	Exc Award (06/30/2016, 06/30/2022)															
128885	Harbin Shen Shi	09/08/2016	Active	28	5	0	21.74%	23		3	Y		N	06/2019		\$1,350.00
119106	HARBIN TIAN SHI	04/02/2013	Active	17	1	0	6.25%	29		5	Y		N	06/2019		
	Exc Award (06/30/2016)															
129806	Harbin Tian Shi Zhi Yi	01/18/2017	Active	27	2	0	8.00%	25		5	Y		N	06/2019		\$1,350.00
	Exc Award (06/30/2025)															
125904	Harbin Tong Le	09/30/2015	Active	35	2	0	6.06%	36		0	Y		N	06/2019		\$2,700.00
	Exc Award (06/30/2016, 06/30/2022)															
122955	Harbin Xi Wang	08/15/2014	Active	32	0	0	0.00%	28		6	Y		N	06/2019		
	Exc Award (06/30/2025)															
134919	Harbin Xiao Xiang	05/30/2018	Active	34	10	1	36.00%	27	0	1	Y		N	06/2019		
	Exc Award (06/30/2025)															
128754	Harbin Xin Hai	09/07/2016	Active	27	2	0	8.00%	22		5	Y		N	11/2018		
123351	Harbin Xin Ju	10/13/2014	Active	25	2	0	8.70%	28		5	Y		N	06/2019		
	Exc Award (06/30/2025)															
119110	HARBIN XIN LIAN XIN	04/02/2013	Active	26	5	0	23.81%	27		2	N		N	04/2019		
	Exc Award (06/30/2016)															
119698	Harbin Xin Yue	06/18/2013	Active	27	11	0	68.75%	17		0	Y			04/2019		
124201	Harbin Xue Cheng	02/17/2015	Active	32	0	0	0.00%	34		6	Y		N	06/2019		\$1,350.00
	Exc Award (06/30/2016, 06/30/2017, 06/30/2024)															
121719	Harbin Xue Rong Hua	03/28/2014	Active	22	0	1	-4.35%	26	2	2	N		N	06/2019		
	Exc Award (06/30/2017)															
130822	Harbin Yi Bai Nian	05/04/2017	Active	32	0	0	0.00%	28		9	Y		N	06/2019		
	Exc Award (06/30/2025)															
119102	HARBIN YI JIA REN	04/02/2013	Active	28	3	0	12.00%	22		0	Y		N	04/2019		\$1,350.00
133764	Harbin Yi Lu Tong Xing	01/30/2018	Active	35	0	0	0.00%	41		6	Y		N	06/2019		
122307	Harbin You Cheng	05/23/2014	Active	33	4	1	10.00%	30	3	0	Y		N	06/2019		
123613	Harbin Zhen Ai	11/18/2014	Active	35	0	0	0.00%	35		4	Y		R	06/2019		\$1,350.00
	Exc Award (06/30/2017, 06/30/2025)															
119109	HARBIN ZHI AI	04/02/2013	Active	47	12	0	34.29%	28		0	N		N	09/2017		\$1,350.00



Club Health Assessment for District 389 through December 2025

INTERNATIONAL


Club Number	Club Name	Charter Date	Status	Membership						Reports				Finance	LCIF
			Times in Status Quo in Past 2 Years	Current Member Count **	YTD Members Added	YTD Members Dropped	YTD Net Growth% ***	Member Count 1 Year Ago	Dropped Members Avg.Length of Service	Months Since Membership Update	Current Officers Reported ****	Current President Repeated Term	VP Reported *****	Last Date Reported Service (mm/yyyy)	Account Balance
Exc Award (06/30/2022, 06/30/2024, 06/30/2025)															
130823	Harbin Zhi Cheng	04/28/2017	Active	25	5	2	13.64%	24	8	3	Y		N	06/2019	\$2,700.00
126597	Harbin Zhong Ai	01/27/2016	Active	26	11	0	73.33%	19		0	Y		N	06/2019	
Exc Award (06/30/2017)															
129804	Harbin Zhong Shi	01/10/2017	Active	19	2	0	11.76%	21		2	N		R	05/2019	
123776	Harbin Zhu He	12/09/2014	Active	30	0	0	0.00%	30		14	Y		N	06/2019	
Exc Award (06/30/2024)															

Clubs Cancelled Previous Fiscal Year – Clubs Cancelled within last 12 months may be reinstated

Club Number	Club Name	Charter Date	Current Status*	Cancellation Date
116336	HARBIN AIDINGXIANG	03/15/2012	Cancelled(6*)	11/30/2024
126594	Harbin Ci Ai	01/25/2016	Cancelled(6*)	11/30/2024
127061	Harbin Guang Ai	03/15/2016	Cancelled(6*)	11/30/2024
127307	Harbin Guang De	04/19/2016	Cancelled(6*)	11/30/2024
119707	Harbin Guang Ming	06/19/2013	Cancelled(6*)	11/30/2024
119082	Harbin Guang Ming Ai Chuan Cheng	04/02/2013	Cancelled(6*)	11/30/2024
124020	Harbin He Li	01/20/2015	Cancelled(6*)	11/30/2024
129589	Harbin Hou De	12/14/2016	Cancelled(6*)	11/30/2024
129590	Harbin Jin Shi	12/19/2016	Cancelled(6*)	11/30/2024
124022	Harbin Le He	01/20/2015	Cancelled(6*)	11/30/2024
129592	Harbin Qian De	12/12/2016	Cancelled(6*)	11/30/2024
122306	Harbin Ren Ai	05/23/2014	Cancelled(6*)	11/30/2024
125410	Harbin Shui Zhi Hui	08/05/2015	Cancelled(6*)	11/30/2024
125402	Harbin Tian Cai	08/05/2015	Cancelled(6*)	11/30/2024
122625	Harbin Tie Ren	06/25/2014	Cancelled(6*)	11/30/2024
133758	Harbin Xin Hui	01/29/2018	Cancelled(6*)	03/29/2025
131003	Harbin Xiong Shi	05/19/2017	Cancelled(6*)	11/30/2024
119774	Harbin Zhao Yang	06/22/2013	Cancelled(6*)	11/30/2024
119690	Harbin Zheng De	06/18/2013	Cancelled(6*)	11/30/2024



Club Health Assessment for District 389 through December 2025

<div>International Club of Presidents</div>						Status		Membership					Reports				Finance		LCIF	
						Times in Status Quo in Past 2 Years	Current Member Count **	YTD Members Added	YTD Members Dropped	YTD Net Growth***	Member Count 1 Year Ago	Dropped Members Avg.Length of Service	Months Since Membership Update	Current Officers Reported ****	Current President Repeated Term	VP Reported *****	Last Date Reported Service (mm/yyyy)	Account Balance	YTD Donations	
Club Number	Club Name		Charter Date																	
Current Total Clubs Count	YTD New Clubs Count	YTD Cancelled Clubs Count	YTD Net Club Gain	Current Total Members Count	YTD Add	YTD Drop	YTD Net Growth	Member Count 12 Months Ago	Average Member Count Per Club	% of Clubs with less than 20 members	% No Officer Report in 12 Months	% of Clubs with balance 90+ days	Number of Clubs in Status Quo	% Status Quo Clubs in Financial Suspension	Number of Cancelled Clubs	Average Cancelled Club Age	Members Lost Due to Cancellation	% of Clubs Cancelled for Non-Financial Reasons		
117	5	1	4	3,512	583	75	508	16.91%	3,116	30	6%	1%	0%	0	0%	1	195	0	100%	

* - P - Priority Club. Cancellation Reasons: 1-Objectives/conduct, 2-Non-active club, 5-Non-existing club, 6-Disbanding, 7-Merger, 8-Financial Suspension, 9-District/Multiple District Dues.

** Red denotes below 15 active members.

*** Red denotes 20% + loss.

**** Y - all 3 (President, Secretary, Treasurer) club officers reported, N - not all 3 reported.

***** Abbreviation: N-New, IP-Immediate Past, R-Repeat.



Club Health Assessment for District 390 through December 2025

			Status	Membership					Reports				Finance	LCIF		
Club Number	Club Name	Charter Date	Times in Status Quo in Past 2 Years	Current Member Count **	YTD Members Added	YTD Members Dropped	YTD Net Growth% ***	Member Count 1 Year Ago	Dropped Members Avg.Length of Service	Months Since Membership Update	Current Officers Reported ****	Current President Repeated Term	VP Reported *****	Last Date Reported Service (mm/yyyy)	Account Balance	YTD Donations
Clubs less than two years old																
179343	Sichuan Baxian Qingyuan	12/10/2024	Active	33	12	0	57.14%	26		3	Y					
177830	Sichuan Bicheng	11/05/2024	Active	33	5	0	17.86%	28		0	Y		R			
189911	Sichuan Fei Long	09/22/2025	Active	30	30	0	100.00%	0		0	Y		N			\$1,000.00
157123	Sichuan Fenghuang	01/15/2024	Active	35	8	0	29.63%	34		1	Y		N			\$2,000.00
189919	Sichuan Haitang	09/29/2025	Active	27	27	0	100.00%	0		0	Y		N			\$3,000.00
181212	Sichuan Jiangzhou	03/19/2025	Active	30	1	0	3.45%	0		1	Y	2	R			
179347	Sichuan Kejicheng	12/05/2024	Active	26	0	2	-7.14%	25	1	0	Y	2	R			
156776	Sichuan Panshi	01/10/2024	Active	35	6	0	20.69%	26		1	Y		N			
181214	Sichuan Ren'ai	03/19/2025	Active	27	4	2	8.00%	0	1	0	Y	2	R			
181795	Sichuan Sanxiazhidian	04/21/2025	Active	30	2	0	7.14%	0		0	Y	2	R			
181217	Sichuan Shengming Shu	04/07/2025	Active	31	6	0	24.00%	0		2	Y	2	N			
177829	Sichuan Shiai Qihang	12/10/2024	Active	36	13	0	56.52%	30		0	Y	2	R			
180098	Sichuan Si Yuan	12/26/2024	Active(1)	34	10	1	36.00%	30	1	3	Y		N			
181793	Sichuan Starry Sky	04/21/2025	Active	39	12	0	44.44%	0		1	Y		N			
190736	Sichuan Tianchengaixin	11/24/2025	Newly Chartered	29	29	0	100.00%	0		0	Y					\$2,000.00
181215	Sichuan Tianfu Fuchuan	03/19/2025	Active	30	2	0	7.14%	0		0	Y	2	R			
181794	Sichuan TongRen QianTai	04/21/2025	Active	27	3	0	12.50%	0		2	Y	2	R			
181216	Sichuan Tongxing	04/11/2025	Active	27	3	0	12.50%	0		2	Y		N			
179354	Sichuan Yan Du	12/10/2024	Active	30	8	0	36.36%	25		1	Y		R			\$1,000.00
190718	Sichuan Yang Ming Xin	11/21/2025	Newly Chartered	34	34	0	100.00%	0		1	Y		N			\$1,000.00
171653	Sichuan Yazhou	06/29/2024	Active	37	19	0	105.56%	27		1	Y		N			\$1,000.00
181211	Sichuan Yuansheng	03/19/2025	Active	25	1	0	4.17%	0		3	Y	2	R			
Clubs more than two years old																
122103	Sichuan Bashu	05/07/2014	Active	34	5	0	17.24%	35		1	Y		N	01/2016		
124197	Sichuan Bayu	03/04/2015	Active	39	1	0	2.63%	39		5	Y		N	12/2018		\$1,000.00



Club Health Assessment for District 390 through December 2025

			Status	Membership					Reports					Finance		LCIF
Club Number	Club Name	Charter Date	Times in Status Quo in Past 2 Years	Current Member Count **	YTD Members Added	YTD Members Dropped	YTD Net Growth% ***	Member Count 1 Year Ago	Dropped Members Avg.Length of Service	Months Since Membership Update	Current Officers Reported ****	Current President Repeated Term	VP Reported *****	Last Date Reported Service (mm/yyyy)	Account Balance	YTD Donations
122112	Sichuan Chang River	05/08/2014	Active	34	6	0	21.43%	37		3	Y		N	11/2017		\$5,000.00
124652	Sichuan China Dream of Shiai	04/27/2015	Active	30	5	0	20.00%	29		1	Y		N	09/2018		
123225	Sichuan Chunxi Road	09/29/2014	Active	30	6	4	7.14%	29	3	1	Y		N	03/2019		
133235	Sichuan Deng Cheng	12/07/2017	Active	29	8	0	38.10%	23		2	Y		N	01/2019	\$1,000.00	
Exc Award (06/30/2024)																
122069	Sichuan Dongpo	05/02/2014	Active	40	7	0	21.21%	38		1	Y		N	05/2019	\$1,000.00	
135411	Sichuan Fei Ying	06/26/2018	Active	41	2	0	5.13%	32		0	Y		N	04/2019	\$3,000.00	
122110	Sichuan Golf	05/08/2014	Active	30	5	0	20.00%	27		1	Y		N	08/2018		
130495	Sichuan Gu Yan	03/24/2017	Active	34	5	0	17.24%	32		0	Y		N	11/2017	\$2,000.00	
133237	Sichuan Guang Ming Xing	11/30/2017	Active	35	1	0	2.94%	29		0	Y		N		\$1,000.00	
128751	Sichuan Guocheng	08/31/2016	Active	37	4	0	12.12%	37		1	Y		N	03/2018	\$2,000.00	
133233	Sichuan Happy	11/28/2017	Active	33	2	0	6.45%	27		5	Y		N	05/2019	\$1,000.00	
122088	Sichuan Happy Sunshine	05/06/2014	Active	51	5	0	10.87%	50		0	Y		N	04/2019	\$1,000.00	
Exc Award (06/30/2016, 06/30/2019)																
122068	Sichuan Hongzhou Shiai	05/02/2014	Active	28	2	0	7.69%	29		1	Y		N	05/2019		
129136	Sichuan Ivy	10/28/2016	Active	42	1	0	2.44%	38		0	Y		N	12/2017		
122089	Sichuan Jia Zhou	05/06/2014	Active	40	0	5	-11.11%	46	8	3	Y		N	05/2019		
122070	Sichuan Jiaozi	05/21/2014	Active	48	7	0	17.07%	24		1	Y		N	10/2017	\$1,000.00	
125051	Sichuan Jin Shi	06/05/2015	Active	43	4	0	10.26%	47		1	Y		N	05/2019	\$1,000.00	
133234	Sichuan Jing Cheng	11/28/2017	Active	33	5	1	13.79%	29	0	0	Y		N	05/2019		
133737	Sichuan Jiu Du Shi Ai	01/29/2018	Active	62	5	0	8.77%	50		3	Y		N	05/2019	\$3,000.00	
130778	Sichuan Juan Cheng	04/24/2017	Active	31	3	0	10.71%	28		3	Y		N			
129968	Sichuan Le Huo	01/30/2017	Active	26	5	1	18.18%	27	0	2	Y		N		\$1,000.00	
133761	Sichuan Le Shan	01/31/2018	Active	29	7	0	31.82%	24		2	Y		N			
133243	Sichuan Li Hong	11/28/2017	Active	33	2	0	6.45%	38		1	Y		N			
124654	Sichuan Mian Zhou	04/28/2015	Active	29	1	0	3.57%	35		0	Y		N	01/2019		
122241	Sichuan Mianyang Self-Improvement	05/16/2014	Active	47	0	1	-2.08%	49	2	0	Y		N	04/2019	\$1,000.00	
122252	Sichuan Panda	05/19/2014	Active	37	1	0	2.78%	34		1	Y		N	03/2019	\$2,000.00	
Exc Award (06/30/2019)																



Club Health Assessment for District 390 through December 2025

			Status	Membership						Reports				Finance	LCIF	
Club Number	Club Name	Charter Date	Times in Status Quo in Past 2 Years	Current Member Count **	YTD Members Added	YTD Members Dropped	YTD Net Growth% ***	Member Count 1 Year Ago	Dropped Members Avg.Length of Service	Months Since Membership Update	Current Officers Reported ****	Current President Repeated Term	VP Reported *****	Last Date Reported Service (mm/yyyy)	Account Balance	YTD Donations
124650	Sichuan Red Leaves	06/26/2015	Active	29	2	0	7.41%	24		5	Y		N	01/2018		
122253	Sichuan Rong Cheng	05/19/2014	Active	51	12	0	30.77%	34		0	Y		N	09/2016		
124653	Sichuan Rongzhou Aixin	04/27/2015	Active	79	11	4	9.72%	67	3	1	Y		N	03/2019		\$5,000.00
124767	Sichuan Runshan	04/30/2015	Active	35	7	0	25.00%	33		1	Y		N	05/2019		
Exc Award (06/30/2024)																
122102	Sichuan Runze	05/07/2014	Active	54	1	0	1.89%	52		1	Y		N	05/2019		\$3,000.00
133747	Sichuan San Jiang	01/29/2018	Active	25	3	1	8.70%	27	2	5	Y		N	05/2019		\$1,000.00
124765	Sichuan Shan Cheng	05/08/2015	Active	36	4	9	-12.20%	52	4	1	Y		N	05/2019		\$2,000.00
Exc Award (06/30/2024)																
122242	Sichuan Shan Shui	05/16/2014	Active	43	7	0	19.44%	30		2	Y		N	03/2019		
132109	Sichuan Shang Shan	06/30/2017	Active	44	9	0	25.71%	32		5	Y		N	01/2019		
136070	Sichuan Shao Cheng	07/23/2018	Active	24	1	2	-4.00%	45	4	1	Y		N			\$3,000.00
Exc Award (06/30/2024)																
132123	Sichuan Shi Ai Chen Guang	06/30/2017	Active	32	1	0	3.23%	29		0	Y		N			
129691	Sichuan Shi Ai Shou Xiang	01/12/2017	Active	48	13	0	37.14%	40		1	Y		N	05/2019		\$2,000.00
132975	Sichuan Shi Yuan Tian Xia	10/30/2017	Active	24	9	0	60.00%	14		1	Y		N			
122254	Sichuan Shiai Sunshine	05/19/2014	Active	59	4	0	7.27%	51		0	Y		N	05/2019		
Exc Award (06/30/2019)																
123912	Sichuan Shiai Tianxia	01/05/2015	Active	34	5	0	17.24%	32		5	Y		N	05/2019		\$1,000.00
Exc Award (06/30/2022)																
122248	Sichuan Shiai Xiangyang	05/16/2014	Active	28	3	0	12.00%	26		0	Y		N	05/2019		
Exc Award (06/30/2016)																
124419	Sichuan Shiai Xingguang	04/08/2015	Active	23	7	0	43.75%	23		1	Y		N	01/2018		\$1,000.00
122244	Sichuan Shiai Zhi Guang	05/16/2014	Active	39	3	0	8.33%	42		1	Y		N	05/2019		\$3,000.00
Exc Award (06/30/2016)																
129135	Sichuan ShiXing Tian Xia	10/21/2016	Active	27	6	4	8.00%	28	0	2	Y		N	05/2019		\$1,000.00
129949	Sichuan Si Shu	05/26/2017	Active	34	4	0	13.33%	35		3	Y		N			
122091	Sichuan Sino	05/06/2014	Active	41	1	1	0.00%	41	0	4	Y		N	10/2018		\$6,000.00
Exc Award (06/30/2022, 06/30/2024)																
122071	Sichuan Smile	05/02/2014	Active	43	4	0	10.26%	42		1	Y		N	10/2018		



Club Health Assessment for District 390 through December 2025

				Membership						Reports				Finance		LCIF			
Club Number	Club Name	Charter Date	Status		Current Member Count **	YTD Members Added	YTD Members Dropped	YTD Net Growth***	Member Count 1 Year Ago	Dropped Members Avg.Length of Service	Months Since Membership Update	Current Officers Reported ****	Current President Repeated Term	VP Reported *****	Last Date Reported Service (mm/yyyy)	Account Balance	YTD Donations		
			Times in Status Quo in Past 2 Years																
121788	Sichuan Sunshine	04/04/2014	Active		83	1	11	-10.75%	100	7	0	N		N	12/2018		\$1,000.00		
122111	Sichuan Tian Fu	05/30/2014	Active		40	6	0	17.65%	39		1	Y		N	03/2019		\$3,000.00		
Exc Award (06/30/2019, 06/30/2024)																			
132121	Sichuan Tong Chuang	06/30/2017	Active		31	2	0	6.90%	33		1	Y		N			\$1,000.00		
Exc Award (06/30/2024)																			
123913	Sichuan Tonghe	01/05/2015	Active		30	4	0	15.38%	38		5	N		N	09/2016		\$1,000.00		
Exc Award (06/30/2024)																			
124198	Sichuan Tongxin Tongde	03/04/2015	Active		46	6	0	15.00%	41		0	Y		N	05/2019		\$3,000.00		
133236	Sichuan Xin Dong Li	11/30/2017	Active		27	3	0	12.50%	28		2	Y		N	02/2018		\$1,000.00		
125727	Sichuan Xin Huo	08/28/2015	Active		57	2	0	3.64%	69		5	Y		N	05/2019		\$1,000.00		
Exc Award (06/30/2019)																			
129690	Sichuan Xin Qi Dian	12/29/2016	Active		41	5	1	10.81%	39	4	1	Y		N	03/2019		\$2,000.00		
124199	Sichuan Xingkong	03/05/2015	Active		33	0	0	0.00%	33		6	Y		N	03/2018				
125119	Sichuan Yu Shi	06/12/2015	Active		30	3	0	11.11%	30		2	Y		N	05/2019		\$1,000.00		
Current Total Clubs Count	YTD New Clubs Count	YTD Cancelled Clubs Count	YTD Net Club Gain	Current Total Members Count	YTD Add	YTD Drop	YTD Net Growth	YTD Net Growth %	Member Count 12 Months Ago	Average Member Count Per Club	% of Clubs with less than 20 members	% No Officer Report in 12 Months	% of Clubs with balance 90+ days	Number of Clubs in Status Quo	% Status Quo Clubs in Financial Suspension	Number of Cancelled Clubs	Average Cancelled Club Age	Members Lost Due to Cancellation	% of Clubs Cancelled for Non-Financial Reasons
82	4	0	4	2,980	489	50	439	17.28%	2,462	36	0%	0%	0%	0	0%	0	0	0	0%

* - P - Priority Club. Cancellation Reasons: 1-Objectives/conduct, 2-Non-active club, 5-Non-existing club, 6-Disbanding, 7-Merger, 8-Financial Suspension, 9-District/Multiple District Dues.

** Red denotes below 15 active members.

*** Red denotes 20% + loss.

**** Y - all 3 (President, Secretary, Treasurer) club officers reported, N - not all 3 reported.

***** Abbreviation: N-New, IP-Immediate Past, R-Repeat.



Club Health Assessment for District 391 through December 2025

			Status	Membership						Reports				Finance	LCIF	
Club Number	Club Name	Charter Date	Times in Status Quo in Past 2 Years	Current Member Count **	YTD Members Added	YTD Members Dropped	YTD Net Growth% ***	Member Count 1 Year Ago	Dropped Members Avg.Length of Service	Months Since Membership Update	Current Officers Reported ****	Current President Repeated Term	VP Reported *****	Last Date Reported Service (mm/yyyy)	Account Balance	YTD Donations
Clubs less than two years old																
177959	Hainan Ao Zhan	09/12/2024	Active(1)	0	1	3	-100.00%	25	6	1	N	None				
157975	Hainan Boxueshiai	05/21/2024	Active	19	3	2	5.56%	26	5	0	N		N			
181716	Hainan HaiNing	04/23/2025	Active	24	2	1	4.35%	0	0	0	N	None				
191877	Hainan HengShouChuXin	12/30/2025	Newly Chartered	25	25	0	100.00%	0		0	Y		N			
188788	Hainan MengZhiLan	09/02/2025	Active	28	30	2	100.00%	0	0	0	Y		N			
179341	Hainan Runze	11/22/2024	Active	28	4	1	12.00%	26	8	0	N	None				
181715	Hainan YongXing	04/25/2025	Active	29	7	0	31.82%	0		0	N	None				
181223	Hainan You Meng	03/19/2025	Active	23	4	1	15.00%	0	7	2	Y		N			
Clubs more than two years old																
127635	Hainan Ci Ai	06/20/2016	Cancelled(6*)	0	0	0	0.00%	1		6	N	None				
126193	Hainan Ci Fu	11/12/2015	Active	4	2	0	100.00%	11		0	N	None				
Exc Award (06/30/2016)																
127013	Hainan Da Ai	03/08/2016	Active	19	0	1	-5.00%	26	8	6	N	None				
136186	Hainan De Ai	08/07/2018	Active	26	3	0	13.04%	22		0	Y	2	N			
127622	Hainan Fu Ai Shou La Shou	06/10/2016	Active(1)	3	0	0	0.00%	8		6	N	None				
129138	Hainan Gan En	10/13/2016	Active(1)	8	3	1	33.33%	16	7	2	N	None				
126194	Hainan Guangming	11/12/2015	Active	2	1	0	100.00%	1		4	N	None				
126185	Hainan Hai De	11/12/2015	Active	27	25	0	1250.00%	0		0	N			05/2017		
126202	Hainan He Ping	11/13/2015	Active	32	9	0	39.13%	25		0	N		N			
126188	Hainan Hou De	11/13/2015	Active	13	0	1	-7.14%	20	1	3	N		N			
127615	Hainan Jiu Sheng	05/31/2016	Active	26	6	0	30.00%	27		0	Y		N			
126189	Hainan Lao Qu	11/12/2015	Active	34	9	1	30.77%	43	1	1	Y		N			
132907	Hainan Lede	10/17/2017	Active	21	3	0	16.67%	21		0	Y		N			
127636	Hainan Li Xing Tian Xia	05/19/2016	Active	19	3	0	18.75%	20		2	N		N			
126203	Hainan Meihao	11/13/2015	Active	1	0	0	0.00%	3		6	N	None				
126192	Hainan Ming De	11/12/2015	Cancelled(6*)	0	0	0	0.00%	1		6	N	None				



Club Health Assessment for District 391 through December 2025

			Status	Membership						Reports				Finance	LCIF	
Club Number	Club Name	Charter Date	Times in Status Quo in Past 2 Years	Current Member Count **	YTD Members Added	YTD Members Dropped	YTD Net Growth% ***	Member Count 1 Year Ago	Dropped Members Avg.Length of Service	Months Since Membership Update	Current Officers Reported ****	Current President Repeated Term	VP Reported *****	Last Date Reported Service (mm/yyyy)	Account Balance	YTD Donations
126183	Hainan Ming Wang Yi You	11/12/2015	Active	32	6	1	18.52%	33	2	0	Y		N			
127637	Hainan Qin Min	05/24/2016	Active	21	1	0	5.00%	31		5	Y		R			
126204	Hainan Qiong Zhou	11/13/2015	Active	11	0	0	0.00%	15		6	N	None				
127613	Hainan Ren De	05/23/2016	Active	27	8	0	42.11%	21		0	N		N			
126205	Hainan Sansha	11/13/2015	Active(1)	24	6	0	33.33%	26		0	Y		N			
127624	Hainan Shang De	05/23/2016	Cancelled(6*)	0	0	0	0.00%	0		6	N	None				
127620	Hainan Tong De	06/06/2016	Cancelled(8*)	0	0	2	-100.00%	10	10	17	N	None			90+ Days	
126195	Hainan Tong Xin Tong De	11/13/2015	Active	13	2	4	-13.33%	12	8	4	Y		N			
127617	Hainan Wan Quan He	05/17/2016	Cancelled(6*)	0	0	2	-100.00%	15	3	6	N	None				
130613	Hainan Xiang Ri Kui	04/11/2017	Active	29	5	1	16.00%	31	4	0	N					
130630	Hainan Xiao Ping Guo	04/28/2017	Active	26	4	0	18.18%	29		4	Y		N			
130621	Hainan Yang Guang	04/11/2017	Active	20	0	1	-4.76%	31	0	3	Y		N			
124202	Hainan Ye Cheng	02/17/2015	Active	18	12	2	125.00%	19	2	0	N					
Exc Award (06/30/2016)																
127616	Hainan Ye Feng	05/17/2016	Active	18	5	2	20.00%	23	9	1	N	None				
132906	Hainan Ye Lin	10/17/2017	Active	34	9	0	36.00%	22		0	N		N			
127014	Hainan Yuan Hui	03/08/2016	Active(1)	13	4	0	44.44%	16		0	N	None				
126196	Hainan Zhi Shang	11/13/2015	Active	48	23	0	92.00%	36		1	Y		N			


Clubs Cancelled Previous Fiscal Year – Clubs Cancelled within last 12 months may be reinstated

Club Number	Club Name	Charter Date	Current Status*	Cancellation Date
131128	Hainan Wan Fu	05/31/2017	Cancelled(6*)	03/29/2025
136185	Hainan Wilaizhixing	08/07/2018	Cancelled(8*)	09/29/2024

Current Total Clubs Count	YTD New Clubs Count	YTD Cancelled Clubs Count	YTD Net Club Gain	Current Total Members Count	YTD Add	YTD Drop	YTD Net Growth	YTD Net Growth %	Member Count 12 Months Ago	Average Member Count Per Club	% of Clubs with less than 20 members	% No Officer Report in 12 Months	% of Clubs with balance 90+ days	Number of Clubs in Status Quo	% Status Quo Clubs in Financial Suspension	Number of Cancelled Clubs	Average Cancelled Club Age	Members Lost Due to Cancellation	% of Clubs Cancelled for Non-Financial Reasons
36	2	5	-3	745	225	29	196	35.70%	692	21	42%	31%	0%	0	0%	5	12	4	60%



Club Health Assessment for District 391 through December 2025

				Status	Membership					Reports				Finance	LCIF	
Club Number	Club Name	Charter Date	Times in Status Quo in Past 2 Years	Current Member Count **	YTD Members Added	YTD Members Dropped	YTD Net Growth% ***	Member Count 1 Year Ago	Dropped Members Avg.Length of Service	Months Since Membership Update	Current Officers Reported ****	Current President Repeated Term	VP Reported *****	Last Date Reported Service (mm/yyyy)	Account Balance	YTD Donations

* - P - Priority Club. Cancellation Reasons: 1-Objectives/conduct, 2-Non-active club, 5-Non-existing club, 6-Disbanding, 7-Merger, 8-Financial Suspension, 9-District/Multiple District Dues.

** Red denotes below 15 active members.

*** Red denotes 20% + loss.

**** Y - all 3 (President, Secretary, Treasurer) club officers reported, N - not all 3 reported.

***** Abbreviation: N-New, IP-Immediate Past, R-Repeat.



Club Health Assessment for District 392 through December 2025

			Status	Membership						Reports				Finance	LCIF	
Club Number	Club Name	Charter Date	Times in Status Quo in Past 2 Years	Current Member Count **	YTD Members Added	YTD Members Dropped	YTD Net Growth% ***	Member Count 1 Year Ago	Dropped Members Avg.Length of Service	Months Since Membership Update	Current Officers Reported ****	Current President Repeated Term	VP Reported *****	Last Date Reported Service (mm/yyyy)	Account Balance	YTD Donations
Clubs less than two years old																
182058	Yunnan Cha Ma Gu Dao	11/04/2025	Newly Chartered	26	29	3	100.00%	0	0	0	Y					
157992	Yunnan Cha Shi	06/22/2024	Active	31	16	1	93.75%	26	3	0	N	None				
157993	Yunnan Cha Wang	06/22/2024	Active	28	4	0	16.67%	24		4	N	None				
191326	Yunnan He Xie Jian Xing	12/04/2025	Newly Chartered	23	23	0	100.00%	0		0	Y					
182059	Yunnan Hong He Ben Niu	08/13/2025	Active	36	36	0	100.00%	0		0	Y					
191011	Yunnan Jian Long	11/21/2025	Newly Chartered	28	28	0	100.00%	0		0	Y					
191039	Yunnan Kuai Le Qing Da	11/21/2025	Newly Chartered	29	29	0	100.00%	0		0	Y					
191280	Yunnan Kuai Le Zhao Tong	12/01/2025	Newly Chartered	26	26	0	100.00%	0		0	Y					
172095	Yunnan Mengzhidui	06/22/2024	Active	35	7	5	6.06%	28	1	0	N	None				
181243	Yunnan Mi Jin	03/18/2025	Active	32	10	2	33.33%	0	0	0	N	None				
181187	Yunnan Ming Shan	03/19/2025	Active	33	7	0	26.92%	0		2	N	None				
182050	Yunnan Nan Zhao	08/12/2025	Active	36	37	1	100.00%	0	0	3	Y					
171579	Yunnan Pu Yi	06/28/2024	Active	28	12	4	40.00%	26	1	0	N	None				
191289	Yunnan Qian Jin	12/04/2025	Newly Chartered	29	29	0	100.00%	0		0	Y					
171862	Yunnan San Duo Xue Shan	06/21/2024	Active	31	7	1	24.00%	30	10	4	N	None				
171735	Yunnan Shengxian	06/21/2024	Active	22	5	7	-8.33%	26	1	0	N	None				
182057	Yunnan Tong De	12/01/2025	Newly Chartered	24	25	1	100.00%	0	0	0	Y					
179599	Yunnan Wanbao	04/28/2025	Active	30	11	2	42.86%	0	0	0	N	None				
191346	Yunnan Xing He	12/04/2025	Newly Chartered	21	21	0	100.00%	0		0	Y					
191041	Yunnan Yi Huo	11/21/2025	Newly Chartered	29	29	0	100.00%	0		0	Y					
171955	Yunnan Yongchang	06/21/2024	Active(1)	29	21	0	262.50%	26		3	N	None				
157996	Yunnan You Shan	06/21/2024	Active	32	4	0	14.29%	31		0	N	None				
181268	Yunnan Yuan Yu Ai	03/19/2025	Active	66	19	1	37.50%	0	0	0	N	None				



Club Health Assessment for District 392 through December 2025

			Status	Membership						Reports				Finance		LCIF
Club Number	Club Name	Charter Date	Times in Status Quo in Past 2 Years	Current Member Count **	YTD Members Added	YTD Members Dropped	YTD Net Growth% ***	Member Count 1 Year Ago	Dropped Members Avg.Length of Service	Months Since Membership Update	Current Officers Reported ****	Current President Repeated Term	VP Reported *****	Last Date Reported Service (mm/yyyy)	Account Balance	YTD Donations
191010	Yunnan Yuan Zheng	11/21/2025	Newly Chartered	25	25	0	100.00%	0		1	Y					
157997	Yunnan Yun Hai	06/21/2024	Active	29	5	0	20.83%	27		3	N	None				
171951	Yunnan Zhi Shan	06/21/2024	Active	31	5	0	19.23%	22		1	N	None				
191291	Yunnan Zhong Lian Gan En	12/04/2025	Newly Chartered	22	22	0	100.00%	0		0	Y					
Clubs more than two years old																
126344	Yunnan Cai Shi	12/08/2015	Active	36	8	5	9.09%	39	4	0	N	None		07/2018		
126427	Yunnan Cai Yun	12/18/2015	Active	39	6	1	14.71%	29	11	0	N	None		09/2017		
129181	Yunnan Ci Ai	10/24/2016	Active	42	5	1	10.53%	54	3	4	N	None		01/2019		
135042	Yunnan Ci Wang	06/05/2018	Active	33	13	4	37.50%	30	2	0	N	None		03/2019		
129781	Yunnan Dao He	01/11/2017	Active	53	14	2	29.27%	41	1	0	N	None		03/2019		
126345	Yunnan Dian Shi	12/16/2015	Active	25	2	3	-3.85%	28	6	3	N	None		01/2019		
132101	Yunnan Gan Lan Shu	06/30/2017	Active	37	6	6	0.00%	41	5	0	N	None		04/2019		
126343	Yunnan Gaoyuanhong	12/09/2015	Active	32	4	0	14.29%	18		3	N	None		10/2018		
127676	Yunnan Guang Ming	05/31/2016	Cancelled(6*)	0	0	0	0.00%	17		10	N	None		01/2019		
128597	Yunnan He Xie	08/18/2016	Active	72	9	7	2.86%	69	3	0	N	None		05/2019		\$1,000.00
Exc Award (06/30/2018)																
135041	Yunnan Hong Shi	06/06/2018	Active	25	7	0	38.89%	22		0	N	None				
129785	Yunnan Hong Zui Ou	01/10/2017	Active	35	5	0	16.67%	36		4	N	None		12/2018		
129539	Yunnan Jing Tai	12/09/2016	Active	22	1	0	4.76%	26		3	N	None		02/2019		
129542	Yunnan Kuai Le	11/30/2016	Active	110	18	2	17.02%	74	1	0	N	None		01/2019		
133018	Yunnan Long Zhi Dui	11/03/2017	Active	44	10	0	29.41%	43		1	N	None		08/2017		
126447	Yunnan Mei Shi	12/28/2015	Active	33	8	4	13.79%	42	6	0	N	None		03/2019		
129541	Yunnan Ming De	11/30/2016	Active	51	4	2	4.08%	55	2	2	N	None		12/2018		\$1,000.00
128615	Yunnan Ping Fan	08/15/2016	Active	70	9	0	14.75%	62		0	N	None		03/2019		
124098	Yunnan Qi Cai	01/30/2015	Active	63	11	1	18.87%	52	0	0	N	None		04/2019		
126480	Yunnan Qi Hang	01/04/2016	Active	48	13	0	37.14%	39		0	N	None		09/2017		
129233	Yunnan Sheng Huo	11/10/2016	Cancelled(6*)	0	0	2	-100.00%	2	7	18	N	None		12/2017		



Club Health Assessment for District 392 through December 2025

INTERNATIONAL

						Status				Membership					Reports				Finance		LCIF
						Times in Status Quo in Past 2 Years		Current Member Count **	YTD Members Added	YTD Members Dropped	YTD Net Growth% ***	Member Count 1 Year Ago	Dropped Members Avg.Length of Service	Months Since Membership Update	Current Officers Reported ****	Current President Repeated Term	VP Reported *****	Last Date Reported Service (mm/yyyy)	Account Balance	YTD Donations	
Club Number	Club Name	Charter Date																			
126418	Yunnan Shuai Shi	12/29/2015	Active		42	8	1	20.00%	32	1	1	N	None		09/2018						
133020	Yunnan Tai Yang	11/07/2017	Active		37	11	0	42.31%	32		0	N	None		07/2018						
133019	Yunnan Xing Fu	11/07/2017	Active		36	20	1	111.76%	25	2	0	N	None		08/2018						
130838	Yunnan Xing Guang	05/02/2017	Active		41	8	1	20.59%	33	3	2	N	None		11/2017						
126137	Yunnan Xiong Shi	12/04/2015	Active		27	5	1	17.39%	24	3	0	N	None		04/2019						
135036	Yunnan Yong Shi	06/05/2018	Active		26	3	0	13.04%	30		1	N	None		10/2018						
134211	Yunnan Yu Lin	03/30/2018	Active		32	3	0	10.34%	30		0	N	None								
129696	Yunnan Yun Cha	12/29/2016	Active		27	2	1	3.85%	32	2	3	N	None		10/2018						
126139	Yunnan Yun Ling	11/06/2015	Cancelled(6*)		0	0	6	-100.00%	15	8	3	N	None		04/2019						
126151	Yunnan Yun Tian	12/08/2015	Active		46	10	2	21.05%	40	1	1	N	None		12/2018						
126143	Yunnan Yun Zhi Nan	11/06/2015	Active		88	21	3	25.71%	69	1	0	N	None		03/2019						
Exc Award (06/30/2018)																					
Current Total Clubs Count	YTD New Clubs Count	YTD Cancelled Clubs Count	YTD Net Club Gain	Current Total Members Count	YTD Add	YTD Drop	YTD Net Growth	YTD Net Growth %	Member Count 12 Months Ago	Average Member Count Per Club	% of Clubs with less than 20 members	% No Officer Report in 12 Months	% of Clubs with balance 90+ days	Number of Clubs in Status Quo	% Status Quo Clubs in Financial Suspension	Number of Cancelled Clubs	Average Cancelled Club Age	Members Lost Due to Cancellation	% of Clubs Cancelled for Non-Financial Reasons		
56	13	3	10	2,083	736	84	652	45.56%	1,447	37	0%	70%	0%	0	0%	3	9	8	100%		

* - P - Priority Club. Cancellation Reasons: 1-Objectives/conduct, 2-Non-active club, 5-Non-existing club, 6-Disbanding, 7-Merger, 8-Financial Suspension, 9-District/Multiple District Dues.

** Red denotes below 15 active members.

*** Red denotes 20% + loss.

**** Y - all 3 (President, Secretary, Treasurer) club officers reported, N - not all 3 reported.

***** Abbreviation: N-New, IP-Immediate Past, R-Repeat.



Club Health Assessment for District 393 through December 2025

			Status	Membership						Reports				Finance	LCIF	
Club Number	Club Name	Charter Date	Times in Status Quo in Past 2 Years	Current Member Count **	YTD Members Added	YTD Members Dropped	YTD Net Growth% ***	Member Count 1 Year Ago	Dropped Members Avg.Length of Service	Months Since Membership Update	Current Officers Reported ****	Current President Repeated Term	VP Reported *****	Last Date Reported Service (mm/yyyy)	Account Balance	YTD Donations
Clubs less than two years old																
190523	Jiangsu Chenxi	11/12/2025	Newly Chartered	31	32	1	100.00%	0	1	0	Y					
181876	Jiangsu Danfengchaoyang	05/28/2025	Active	40	13	0	48.15%	0		0	N	None				
181213	Jiangsu Gangcheng	05/28/2025	Active	23	0	0	0.00%	0		6	N	None				
171182	Jiangsu Huaguoshan	06/28/2024	Active	23	6	2	21.05%	22	1	3	N	None	N			
191258	Jiangsu Huaihai	12/04/2025	Newly Chartered	28	28	0	100.00%	0		0	Y					
171179	Jiangsu Jiaodao	06/28/2024	Active	29	4	0	16.00%	38		0	N	None				
182061	Jiangsu Jinchengtongxing	05/28/2025	Active	33	5	0	17.86%	0		1	N	None				\$1,000.00
181221	Jiangsu Jinshiyuan	05/29/2025	Active	22	0	1	-4.35%	0	1	0	N	None				
171452	Jiangsu Leshan	06/28/2024	Active	8	5	1	100.00%	25	10	1	N	None				
181713	Jiangsu Ningshi	05/27/2025	Active	33	4	0	13.79%	0		1	N	None				\$1,000.00
191259	Jiangsu Pengcheng	12/01/2025	Newly Chartered	27	27	0	100.00%	0		0	Y					
190962	Jiangsu Qianlong	12/11/2025	Newly Chartered	31	31	0	100.00%	0		0	Y		N			
156971	Jiangsu Tongxin	01/31/2024	Active	37	8	0	27.59%	33		3	N	None				
156972	Jiangsu Xihui	01/31/2024	Active	55	7	0	14.58%	49		1	N	None				
172271	Jiangsu Yilu	08/11/2024	Active	22	4	2	10.00%	27	1	0	N	None				
172272	Jiangsu Yitong	08/11/2024	Active	19	0	2	-9.52%	27	1	0	N	None				
181859	Jiangsu Zijinshan	05/29/2025	Active	27	2	0	8.00%	0		4	N	None				
Clubs more than two years old																
126331	Jiangsu Aixin	12/04/2015	Active	23	2	0	9.52%	26		4	N	None	N	11/2020		
	Exc Award (06/30/2017)															
133238	Jiangsu Bai Nian Run Yang	12/12/2017	Active	28	2	0	7.69%	33		4	N	None	N	10/2018		
126053	Jiangsu Boaizhidu	11/04/2015	Active	16	1	0	6.67%	20		4	N	None	N	12/2018		
127501	Jiangsu Chunshen	05/16/2016	Active	27	9	0	50.00%	21		1	N	None		12/2016		
	Exc Award (06/30/2017)															
127502	Jiangsu Dadaozhixing	05/17/2016	Active	24	1	0	4.35%	29		4	N	None		09/2020		



Club Health Assessment for District 393 through December 2025

			Status	Membership						Reports				Finance	LCIF	
Club Number	Club Name	Charter Date	Times in Status Quo in Past 2 Years	Current Member Count **	YTD Members Added	YTD Members Dropped	YTD Net Growth% ***	Member Count 1 Year Ago	Dropped Members Avg.Length of Service	Months Since Membership Update	Current Officers Reported ****	Current President Repeated Term	VP Reported *****	Last Date Reported Service (mm/yyyy)	Account Balance	YTD Donations
126330	Jiangsu Duoshou	12/04/2015	Active	54	3	0	5.88%	47		0	N	None	N	08/2020		
126153	Jiangsu Fenghuang	11/11/2015	Active	36	4	0	12.50%	27		3	N	None	N	10/2020		
127346	Jiangsu Furong	04/21/2016	Active	55	8	1	14.58%	57	1	2	N	None	N	11/2020		\$1,000.00
	Exc Award (06/30/2023)															
110172	JIANGSU GU SU	01/26/2011	Active	39	2	0	5.41%	36		3	N	None	N	09/2020		
	Exc Award (06/30/2017)															
130579	Jiangsu Heping	03/31/2017	Active	34	4	0	13.33%	30		2	N	None	N			
126368	Jiangsu Huicheng	12/10/2015	Active	36	2	0	5.88%	36		0	N	None	N	04/2019		
	Exc Award (06/30/2022)															
131070	Jiangsu Jinjiu	05/23/2017	Active	38	1	0	2.70%	31		0	N	None	N	12/2020		
	Exc Award (06/30/2018)															
126261	Jiangsu Jinling	11/23/2015	Active	18	2	0	12.50%	14		2	N	None				
126348	Jiangsu Jinshanciming	12/08/2015	Active	26	1	0	4.00%	21		3	N	None				
126258	Jiangsu Jiyang	11/23/2015	Active	16	0	0	0.00%	26		6	N	None	N	06/2019		
	Exc Award (06/30/2017)															
130305	Jiangsu Lanjing	03/02/2017	Active	26	1	0	4.00%	30		3	N	None		12/2020		
	Exc Award (06/30/2023)															
126257	Jiangsu Liangpin	11/23/2015	Active	47	8	0	20.51%	45		0	N	None		10/2018		\$1,000.00
126278	Jiangsu Liangxi	11/30/2015	Active	40	0	0	0.00%	46		5	N	None		11/2018		
	Exc Award (06/30/2024)															
128694	Jiangsu Lingshan	08/19/2016	Active	47	6	6	0.00%	51	2	0	N	None		12/2018		\$1,000.00
	Exc Award (06/30/2024)															
126371	Jiangsu Longcheng	12/10/2015	Active	30	3	2	3.45%	33	7	0	N	None		09/2020		
	Exc Award (06/30/2023)															
133716	Jiangsu Longyao	01/29/2018	Active	22	2	0	10.00%	22		1	N	None		09/2020		\$1,000.00
126260	Jiangsu Longyu	11/23/2015	Active	27	4	0	17.39%	28		0	N	None		01/2017		
126374	Jiangsu Loujiangshangyuan	01/07/2016	Active	31	2	0	6.90%	28		1	N	None		11/2020		
126155	Jiangsu Lucheng	11/11/2015	Active	30	2	0	7.14%	24		1	N	None				
134210	Jiangsu Meng Xiang Xue Fu	03/30/2018	Active	37	1	0	2.78%	33		0	N	None		12/2020		
134192	Jiangsu Ruyi	03/21/2018	Active	28	3	0	12.00%	29		0	N	None		11/2020		
127372	Jiangsu Shangshan	04/25/2016	Active	32	1	0	3.23%	49		2	N	None		12/2017		



Club Health Assessment for District 393 through December 2025

			Status	Membership					Reports				Finance	LCIF		
Club Number	Club Name	Charter Date	Times in Status Quo in Past 2 Years	Current Member Count **	YTD Members Added	YTD Members Dropped	YTD Net Growth% ***	Member Count 1 Year Ago	Dropped Members Avg.Length of Service	Months Since Membership Update	Current Officers Reported ****	Current President Repeated Term	VP Reported *****	Last Date Reported Service (mm/yyyy)	Account Balance	YTD Donations
126156	Jiangsu Shanshi	11/11/2015	Active	27	6	0	28.57%	26		0	N	None		11/2020		\$1,000.00
	Exc Award (06/30/2022)															
126329	Jiangsu Shanxing	12/04/2015	Active	25	3	0	13.64%	30		0	N	None		08/2017		
127347	Jiangsu Shiyuan	04/21/2016	Active	32	2	0	6.67%	25		0	N	None		04/2018		
131429	Jiangsu Shu Xiang Wei Lai	06/19/2017	Cancelled(6*)	0	0	0	0.00%	1		3	N	None				
126166	Jiangsu Taihu	11/11/2015	Active	24	2	0	9.09%	21		4	N	None		12/2020		
112081	JIANGSU TING LIN XIAN FENG	08/24/2011	Active	32	4	0	14.29%	29		0	N	None		11/2020		
	Exc Award (06/30/2016, 06/30/2024)															
126175	Jiangsu Wuyuejianhua	11/11/2015	Active	34	4	0	13.33%	20		0	N	None		01/2018		
	Exc Award (06/30/2017)															
126375	Jiangsu Xiangrikui	12/10/2015	Active	49	4	0	8.89%	50		3	N	None		12/2020		\$1,000.00
126376	Jiangsu Yangchenghu	12/10/2015	Active	27	2	0	8.00%	24		0	N	None		11/2020		
126384	Jiangsu Yangguang	12/11/2015	Active	32	2	0	6.67%	27		3	N	None		06/2019		
133711	Jiangsu Yanling	01/25/2018	Active	27	4	0	17.39%	32		0	N	None				\$1,350.00
131431	Jiangsu Yi Jia Ren	06/19/2017	Active	35	2	0	6.06%	30		2	N	None		10/2020		\$1,130.00
127477	Jiangsu Yixing	05/06/2016	Active	22	1	0	4.76%	25		4	N	None		09/2018		
126281	Jiangsu Yongshi	11/30/2015	Active	20	2	0	11.11%	23		3	N	None		09/2020		
112117	JIANGSU YUAN LIN	09/07/2011	Active	48	8	0	20.00%	41		0	N	None		12/2020		
	Exc Award (06/30/2016, 06/30/2018, 06/30/2024)															
127306	Jiangsu Yuanmeng	04/19/2016	Active	29	9	0	45.00%	22		0	N	None		05/2019		\$1,000.00
133222	Jiangsu Yunjin	11/28/2017	Active	23	8	0	53.33%	16		0	N	None		03/2019		
126385	Jiangsu Zhiyuan	12/11/2015	Active	62	15	0	31.91%	61		0	N	None		12/2020		
	Exc Award (06/30/2019)															
127362	Jiangsu Zijin Zheng Shan	04/22/2016	Active	41	5	0	13.89%	39		2	N	None		09/2018		

Clubs Cancelled Previous Fiscal Year – Clubs Cancelled within last 12 months may be reinstated

Club Number	Club Name	Charter Date	Current Status*	Cancellation Date
126328	Jiangsu Caihong	12/04/2015	Cancelled(6*)	03/29/2025
126342	Jiangsu Feixiang	12/08/2015	Cancelled(6*)	03/29/2025



Club Health Assessment for District 393 through December 2025

INTERNATIONAL

Club Number	Club Name	Charter Date	Status	Membership					Reports				Finance	LCIF					
			Times in Status Quo in Past 2 Years	Current Member Count **	YTD Members Added	YTD Members Dropped	YTD Net Growth% ***	Member Count 1 Year Ago	Dropped Members Avg.Length of Service	Months Since Membership Update	Current Officers Reported ****	Current President Repeated Term	VP Reported *****	Last Date Reported Service (mm/yyyy)	Account Balance	YTD Donations			
126060	Jiangsu Fengniao	11/04/2015	Cancelled(6*)	03/29/2025															
Current Total Clubs Count	YTD New Clubs Count	YTD Cancelled Clubs Count	YTD Net Club Gain	Current Total Members Count	YTD Add	YTD Drop	YTD Net Growth	Member Count 12 Months Ago	Average Member Count Per Club	% of Clubs with less than 20 members	% No Officer Report in 12 Months	% of Clubs with balance 90+ days	Number of Clubs in Status Quo	% Status Quo Clubs in Financial Suspension	Number of Cancelled Clubs	Average Cancelled Club Age	Members Lost Due to Cancellation	% of Clubs Cancelled for Non-Financial Reasons	
62	4	1	3	1,944	334	18	316	19.41%	1,635	31	8%	63%	0%	0	0%	1	36	0	100%

* - P - Priority Club. Cancellation Reasons: 1-Objectives/conduct, 2-Non-active club, 5-Non-existing club, 6-Disbanding, 7-Merger, 8-Financial Suspension, 9-District/Multiple District Dues.

** Red denotes below 15 active members.

*** Red denotes 20% + loss.

**** Y - all 3 (President, Secretary, Treasurer) club officers reported, N - not all 3 reported.

***** Abbreviation: N-New, IP-Immediate Past, R-Repeat.



Club Health Assessment for District 394 through December 2025

			Status	Membership						Reports				Finance		LCIF
Club Number	Club Name	Charter Date	Times in Status Quo in Past 2 Years	Current Member Count **	YTD Members Added	YTD Members Dropped	YTD Net Growth% ***	Member Count 1 Year Ago	Dropped Members Avg.Length of Service	Months Since Membership Update	Current Officers Reported ****	Current President Repeated Term	VP Reported *****	Last Date Reported Service (mm/yyyy)	Account Balance	YTD Donations
Clubs less than two years old																
157977	Jilin Chengde	04/08/2024	Active	12	6	0	100.00%	22		0	N		N			
191250	Jilin Guo Xing	12/01/2025	Newly Chartered	26	26	0	100.00%	0		0	Y		N			
191247	Jilin Huang Long Shan Hai	12/01/2025	Newly Chartered	31	31	0	100.00%	0		0	Y		N			
191255	Jilin Ji Xing	12/01/2025	Newly Chartered	26	26	0	100.00%	0		0	Y		N			
181701	Jilin Ming De	04/21/2025	Active	29	3	6	-9.38%	0	3	0	Y	2				
Exc Award (06/30/2025)																
179793	Jilin Yang Guang Cheng Xian	01/06/2025	Active	46	15	0	48.39%	0		1	Y		N			
Exc Award (06/30/2025)																
191260	Jilin Yong Xing	12/01/2025	Newly Chartered	26	26	0	100.00%	0		0	Y		N			
Clubs more than two years old																
126835	Dalian Zhengren	02/11/2016	Cancelled(6*)	0	0	1	-100.00%	1	4	30	N	None		11/2017		
130391	Jilin BaiNian	03/21/2017	Active	31	7	0	29.17%	14		0	Y		N			
124933	Jilin Bo Ai	05/20/2015	Active	22	5	0	29.41%	14		1	Y		N			
129681	Jilin Bo Rui	12/29/2016	Active	4	0	1	-20.00%	20	6	6	N	None				
Exc Award (06/30/2017)																
123463	Jilin Changxing	10/27/2014	Active	32	11	15	-11.11%	34	1	0	Y		N			\$1,000.00
Exc Award (06/30/2024, 06/30/2025)																
126010	Jilin Chen Xi	10/20/2015	Active	13	1	0	8.33%	20		4	Y	2	N			
127272	Jilin Chengshan	04/27/2016	Active	0	0	5	-100.00%	15	3	6	N	None				
124332	Jilin Chengxin	04/27/2015	Active	24	2	0	9.09%	30		4	Y		N			
130456	Jilin Chun Cheng	03/21/2017	Active	25	10	0	66.67%	17		1	Y		N			
124211	Jilin Guangcai	03/06/2015	Active	33	5	0	17.86%	27		1	Y		N			
130390	Jilin Guangming	03/14/2017	Active	26	16	0	160.00%	20		1	Y		N			
130563	Jilin He Shan	03/28/2017	Active	25	4	0	19.05%	7		1	Y		N			
Exc Award (06/30/2025)																
128643	Jilin Hongde	08/25/2016	Active	22	2	0	10.00%	36		2	Y		N			



Club Health Assessment for District 394 through December 2025

			Status		Membership					Reports					Finance		LCIF		
Club Number	Club Name	Charter Date	Times in Status Quo in Past 2 Years	Current Member Count **	YTD Members Added	YTD Members Dropped	YTD Net Growth***	Member Count 1 Year Ago	Dropped Members Avg.Length of Service	Months Since Membership Update	Current Officers Reported ****	Current President Repeated Term	VP Reported *****	Last Date Reported Service (mm/yyyy)	Account Balance	YTD Donations			
Exc Award (06/30/2024)																			
126018	Jilin Hou De	10/22/2015	Cancelled(6*)	0	0	1	-100.00%	8	7	6	N	None							
126024	Jilin Jin Fu	10/22/2015	Active	16	1	0	6.67%	13		4	Y		N						
117020	Jilin Jun Zi Lan	05/30/2012	Active	26	11	0	73.33%	28		0	Y		N	01/2018					
131071	Jilin Lan Tian	05/22/2017	Active	26	7	0	36.84%	24		2	Y		N						
126009	Jilin Long Shi	10/20/2015	Active	7	2	0	40.00%	26		5	Y		N						
126020	Jilin Lu Cheng	10/22/2015	Active	14	3	0	27.27%	9		1	Y		N						
123662	Jilin Mingliang	11/19/2014	Active	69	29	5	53.33%	43	3	0	Y		N						
Exc Award (06/30/2016, 06/30/2023, 06/30/2025)																			
130378	Jilin RenAi	03/14/2017	Active	30	8	0	36.36%	21		1	Y		N						
124210	Jilin Shengli	03/12/2015	Active	4	0	1	-20.00%	18	10	6	N	None							
130216	Jilin ShuGuang	02/27/2017	Active	23	6	0	35.29%	25		1	Y		N						
130389	Jilin Tianliang	03/16/2017	Active	8	1	0	14.29%	12		4	Y	3	N						
123665	Jilin Tianshi	11/19/2014	Active	18	6	0	50.00%	10		0	Y		R						
128693	Jilin Xieshou	08/19/2016	Active	24	0	0	0.00%	27		6	Y		N						
130412	Jilin YingCheng	03/16/2017	Active	20	6	0	42.86%	18		0	Y		N						
128959	Jilin You Shan	09/29/2016	Cancelled(6*)	0	0	1	-100.00%	3	10	9	N	None							
126019	Jilin Yuan Meng	10/27/2015	Active	38	2	1	2.70%	35	9	0	Y		N						
Exc Award (06/30/2024)																			
129201	Shenyang Long Jiang	10/24/2016	Cancelled(6*)	0	0	1	-100.00%	1	4	29	N	None							
Current Total Clubs Count	YTD New Clubs Count	YTD Cancelled Clubs Count	YTD Net Club Gain	Current Total Members Count	YTD Add	YTD Drop	YTD Net Growth	Member Count 12 Months Ago	Average Member Count Per Club	% of Clubs with less than 20 members	% No Officer Report in 12 Months	% of Clubs with balance 90+ days	Number of Clubs in Status Quo	% Status Quo Clubs in Financial Suspension	Number of Cancelled Clubs	Average Cancelled Club Age	Members Lost Due to Cancellation	% of Clubs Cancelled for Non-Financial Reasons	
33	4	4	0	776	278	38	240	44.78%	598	24	30%	0%	0%	0	0%	4	10	4	100%

* - P - Priority Club. Cancellation Reasons: 1-Objectives/conduct, 2-Non-active club, 5-Non-existing club, 6-Disbanding, 7-Merger, 8-Financial Suspension, 9-District/Multiple District Dues.

** Red denotes below 15 active members.

*** Red denotes 20% + loss.

**** Y - all 3 (President, Secretary, Treasurer) club officers reported, N - not all 3 reported.

***** Abbreviation: N-New, IP-Immediate Past, R-Repeat.